



NATIONAL PUBLIC HEALTH EMERGENCY OPERATION CENTER (PHEOC), ETHIOPIA

COVID-19 PANDEMIC PREPAREDNESS AND RESPONSE IN ETHIOPIA

WEEKLY BULLETIN

Epi-Week - 31 (01 – 07 August 2022)

BULLETIN №: 119

I. Highlights

- A total of 14,706 laboratory samples were tested in the week-31, bringing the total number of samples tested to 5,156,637.
- As of 07 August 2022, a total of 492,491 COVID-19 confirmed cases had been detected. Of these, 254 were new cases reported in the Epi-week 31. The new cases have shown decreasing in the last six consecutive weeks.
- One (1) new death was reported in this week, bringing a cumulative COVID-19 death of 7,569.
- In this week the maximum number of daily cases in severe condition is 24 which is lower than the maximum number of daily cases in severe condition in the previous week.
- As of 07 August 2022, a total of 401,030 COVID-19 confirmed cases have been managed at Home Based Isolation and Care, of which about 744 cases were newly enrolled in the Epi-Week-31.
- As of 07 August 2022, a total of 43,125,065 people vaccinated at least one dose of vaccine, bringing overall coverage of 64.6% and 40.3% from target and total population respectively.
- A thank you program was held for experts at St Paul's Hospital Millennium Medical College who played a role in preventing and controlling the COVID-19 outbreak.

II. Epidemiological Situation

a. Global Situation

- Globally, the number of new weekly cases remained stable during the week of 1 to 7 August 2022, as compared to the previous week, with over 6.9 million new cases reported (Figure 1).
- The number of new weekly deaths decreased by 9%, with over 14 000 fatalities reported, as compared to the previous week.
- As of 7 August 2022, 581.8 million confirmed cases and 6.4 million deaths have been reported globally. At the regional level, the number of reported new weekly cases increased in the Western Pacific Region (+29%); while the numbers of new cases decreased or remained stable in the African Region (-46%), the Region of the Americas (-22%), the Eastern Mediterranean Region (-22%), the European Region (-7%), and the South-East Asia Region (-3%).
- The number of new weekly deaths increased in the Eastern Mediterranean Region (+19%), while the numbers decreased or remained stable in the African Region (-73%), the European Region (-15%), the Region of the Americas (-10%), the South-East Asia Region (-1%), and the Western Pacific Region (+4%).
- Globally, from 8 July to 8 August 2022, 175 384 sequences were collected and uploaded to GISAID. Among these, 174 089 sequences were Omicron variant of concern (VOC), accounting for 99% of sequences reported globally in the past 30 days.
- Current trends in reported COVID-19 cases and deaths should be interpreted with caution as several countries have been progressively changing COVID-19 testing strategies, resulting in lower overall numbers of tests performed and consequently lower numbers of cases detected.

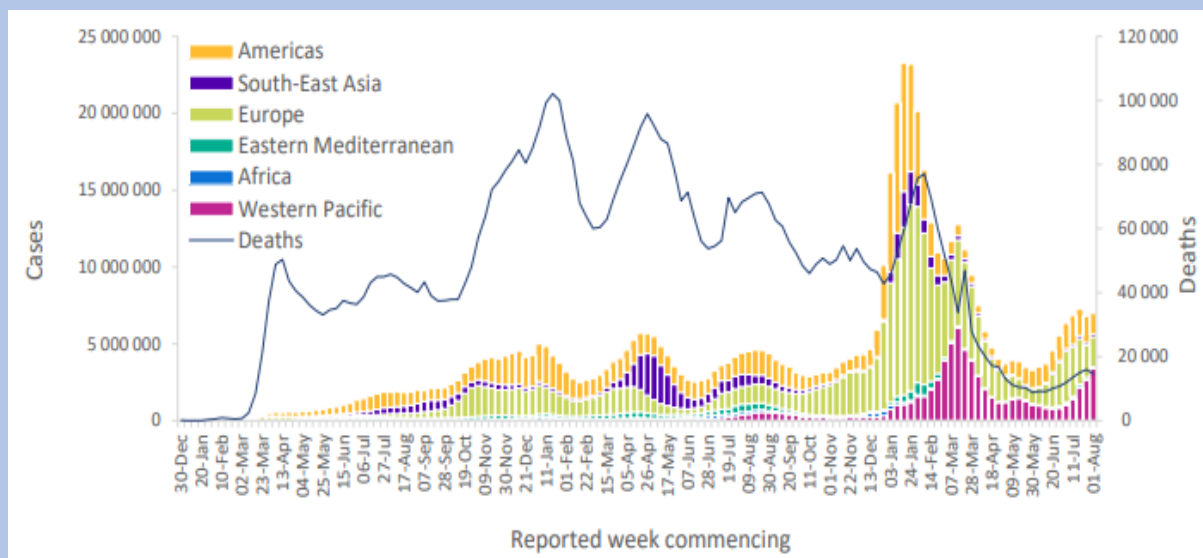


Figure 1: COVID-19 case reported weekly by WHO Region, and global deaths, as of 07 August 2022. (Source: WHO)

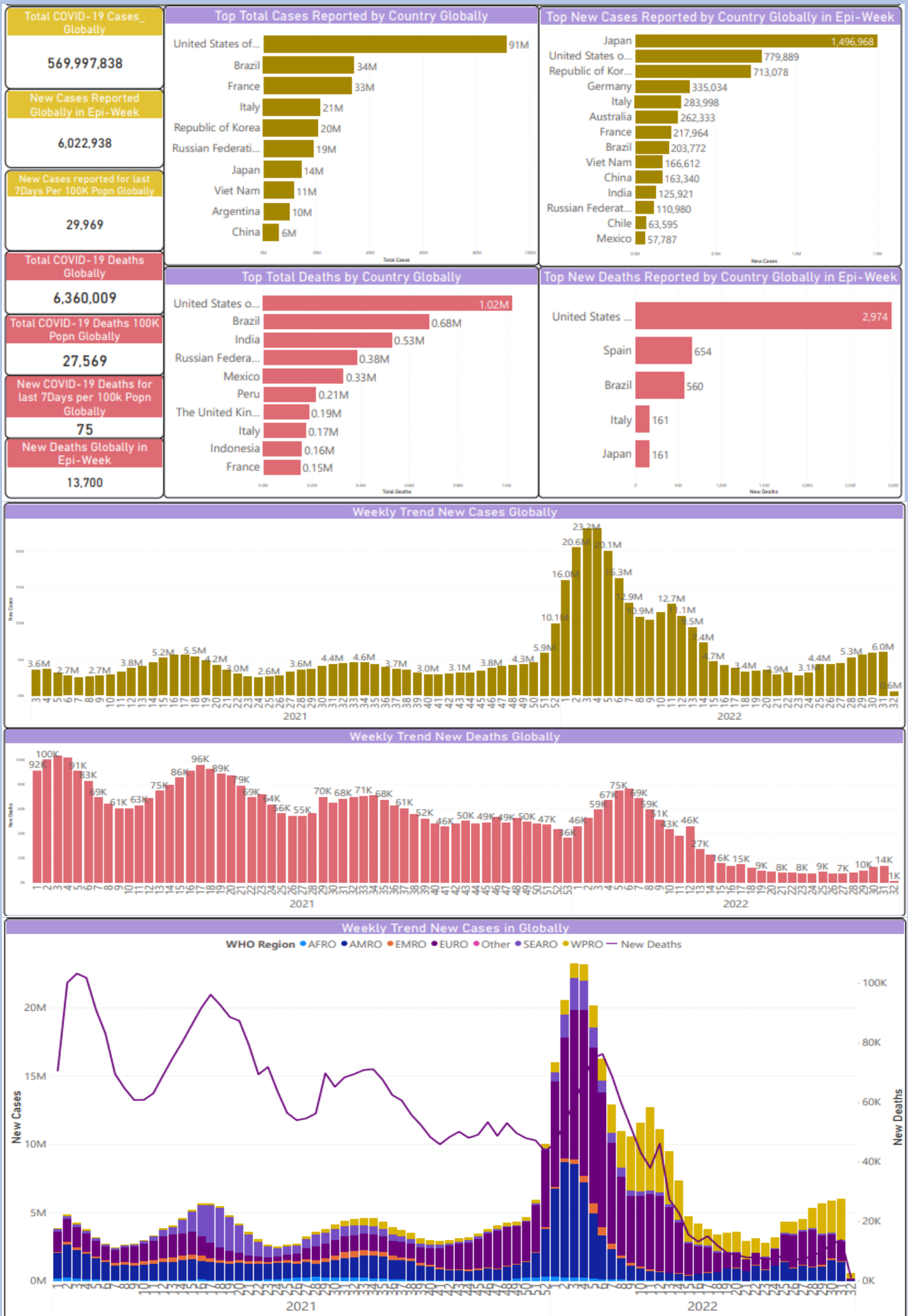


Figure 2: COVID-19 Global Situation Update as of 07 August 2022. (Source: WHO).

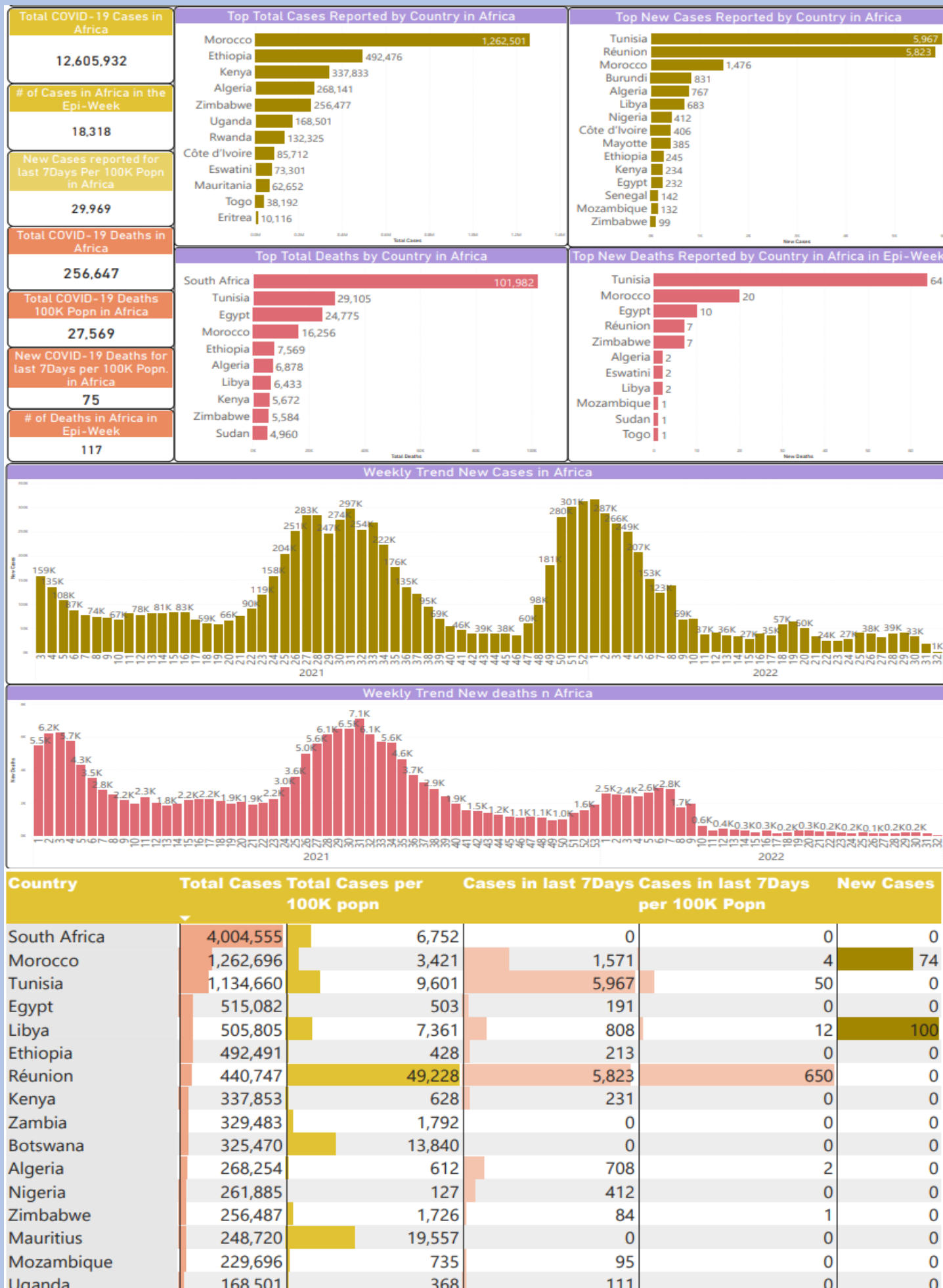


Figure 3: COVID-19 Situation Update in Africa as of 07 August 2022 (Source: Africa CDC)

b. National COVID-19 situation:

- As of 07 August 2022, a total of 492,491 confirmed COVID-19 cases and 7,569 deaths were recorded in the country with a case fatality rate of 1.5%.
- One new COVID-19 related deaths were reported during the Epi-Week-31.
- Two hundred and fifty-four (254) newly confirmed COVID-19 cases were reported during the Epi-Week-31.
- In this week, there is 47% decrease in the number of COVID-19 confirmed cases compared to the previous week.
- For detail, see the summary dashboard below.

NB: Data from Tigray regional state is as of June 28, 2021.

SWEP: South West Ethiopia Peoples' Regional State

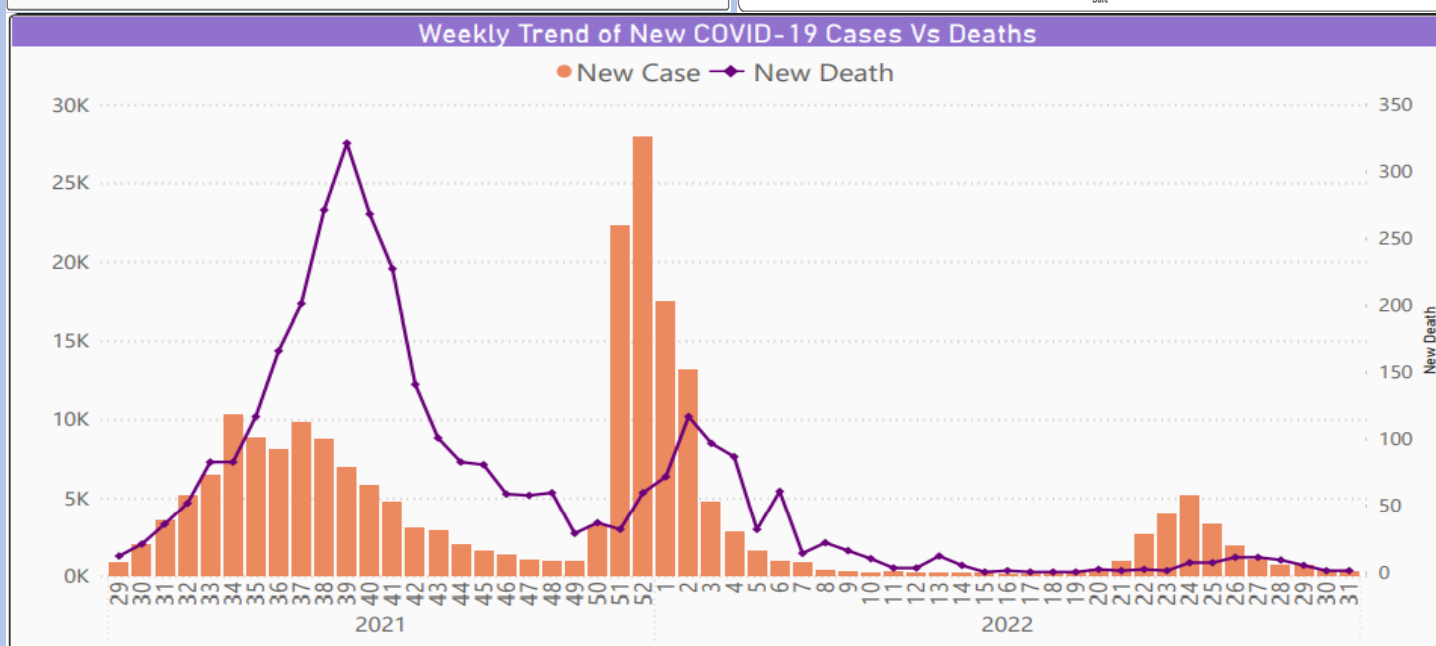
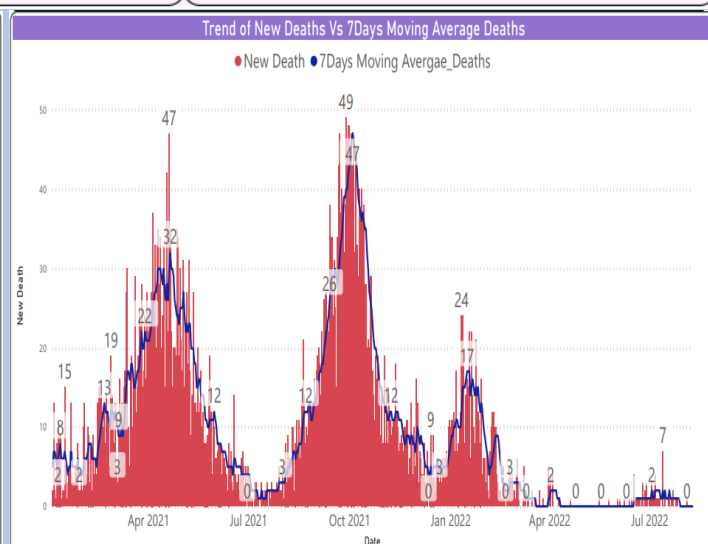
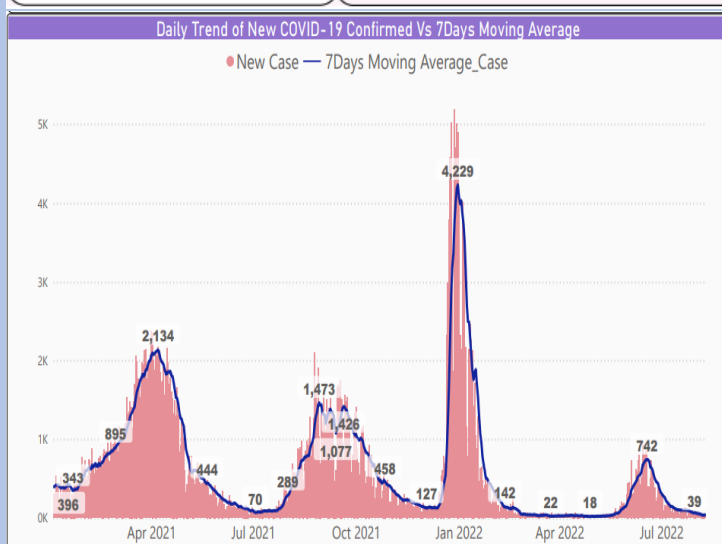
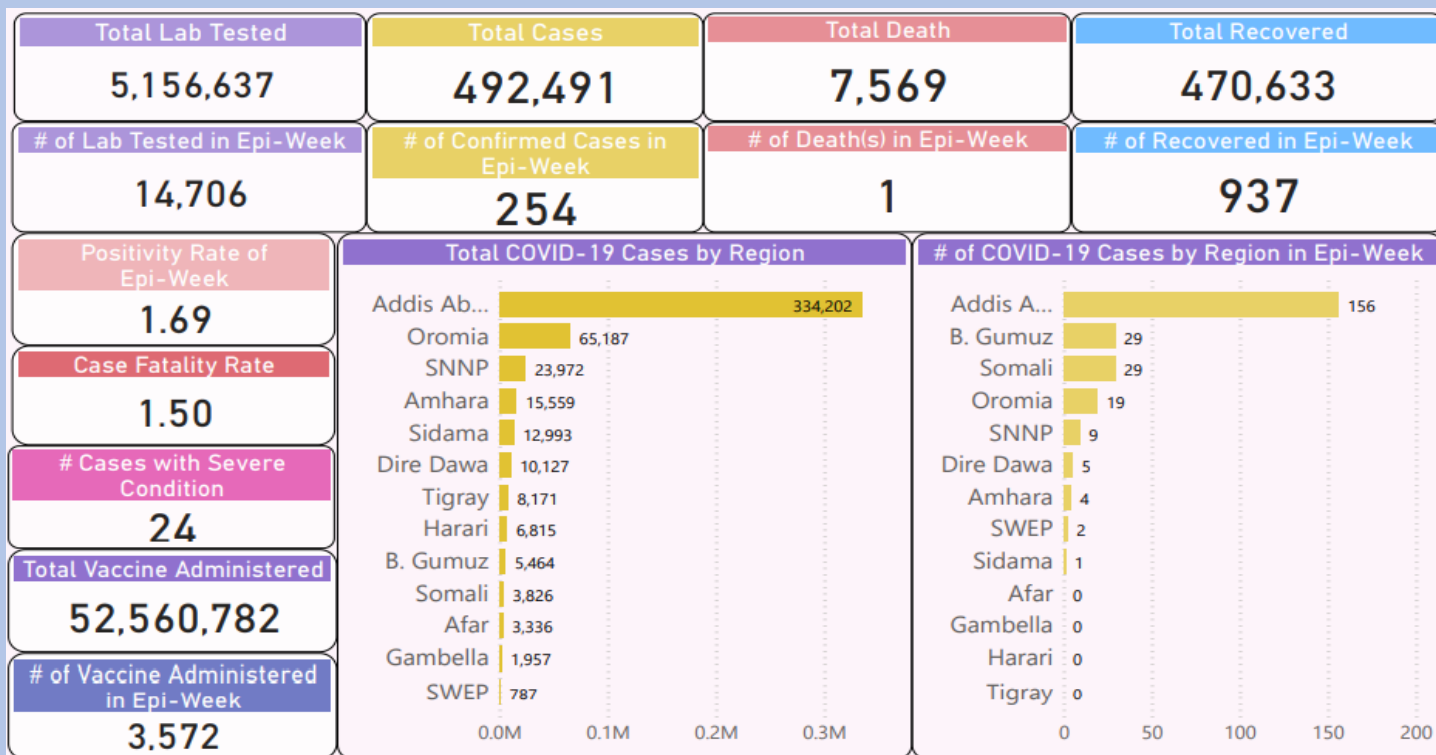


Figure 4: Summary of the COVID-19 situation in Ethiopia as of 07 August 2022, Ethiopia.

c. Other Epi-Surveillance Related Activities

- There is ongoing travelers' health screening at point of entries (PoE), investigation and information provision via toll free call center and follow-up of persons who had contact with confirmed cases. There is also laboratory investigation of suspected cases, contacts of confirmed cases, SARI/pneumonia cases and community members, surveillance, and assessment in school and congregated setting communities.
- From COVID-19 call center, a total of 5945 new call were received of which 1737 were a COVID-19 related health education. (Fig. 5)

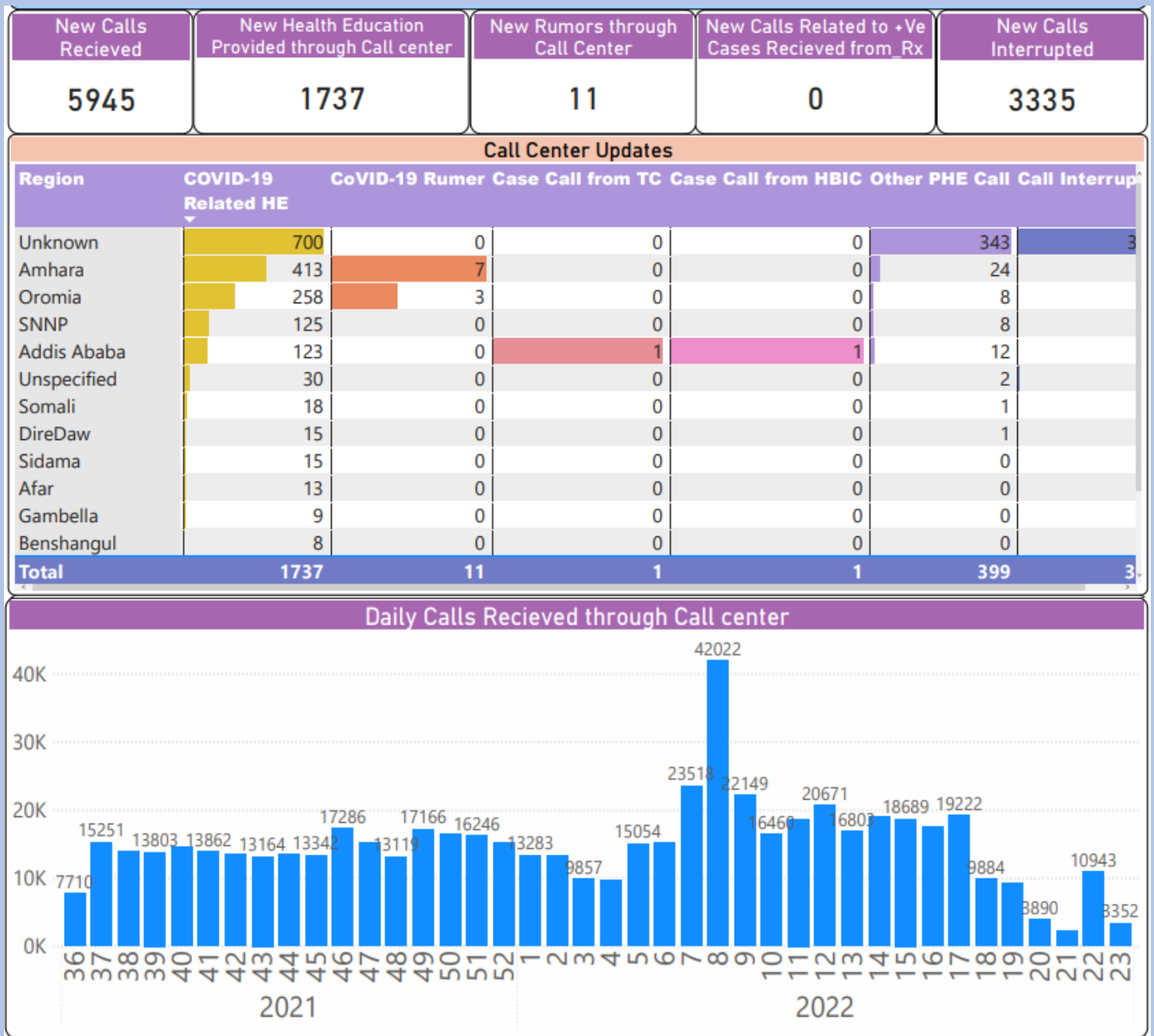
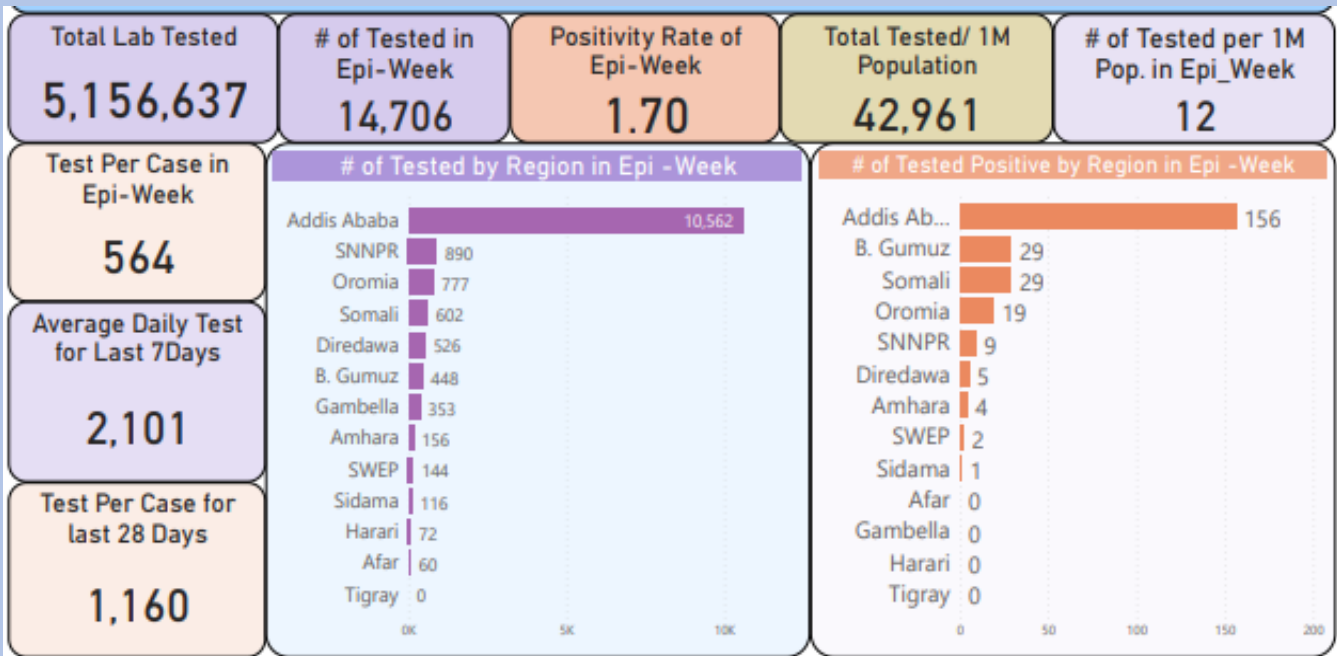


Figure 5: Trend of daily calls received through the contact center (8335)

III. Laboratory related activities

- As of 07 August 2022, a total of 5,156,637 samples have been tested for COVID-19 by laboratories across the country.
- 14,706 laboratory tests were processed during the Epi-Week-31 which is a 20 % decrease compared to the number of tests performed in the previous week. Of the total tests in this week, Addis Ababa contributed about 73% of the total tests in week 31.
- Of the total test in the week, 2,282 (15.5%) were conducted using Antigen Rapid Diagnostic Test.
- The laboratory test weight positivity rate for the Epi-Week-31 is 1.69%, which is lower than that of the preceding week (2.6%). However, regions like Somali and Benishangul Gumuz region reported the highest weight positivity rate of 4.54% and 2.43% respectively.



| Region | New Tested | New Cases | New Death | Positivity Rate | Test contribution | Case contribution |
|-------------|------------|-----------|-----------|-----------------|-------------------|-------------------|
| Addis Ababa | 10,562 | 156 | | 1.49 | 73% | 66% |
| B. Gumuz | 448 | 29 | | 2.43 | 3% | 7% |
| Somali | 602 | 29 | | 4.54 | 4% | 10% |
| Oromia | 777 | 19 | | 2.83 | 5% | 9% |
| SNNPR | 890 | 9 | | 0.93 | 6% | 4% |
| Diredawa | 526 | 5 | | 0.64 | 3% | 2% |
| Amhara | 156 | 4 | | 1.90 | 1% | 1% |
| SWEP | 144 | 2 | | 0.86 | 1% | 1% |
| Sidama | 116 | 1 | | 0.53 | 1% | 0% |
| Afar | 60 | 0 | | 0.00 | 0% | 0% |
| Gambella | 353 | 0 | | 0.00 | 3% | 0% |
| Harari | 72 | 0 | | 0.00 | 1% | 0% |
| Tigray | 0 | 0 | | | | |

*** Positivity Rate is the Average Rates of Regional Distn

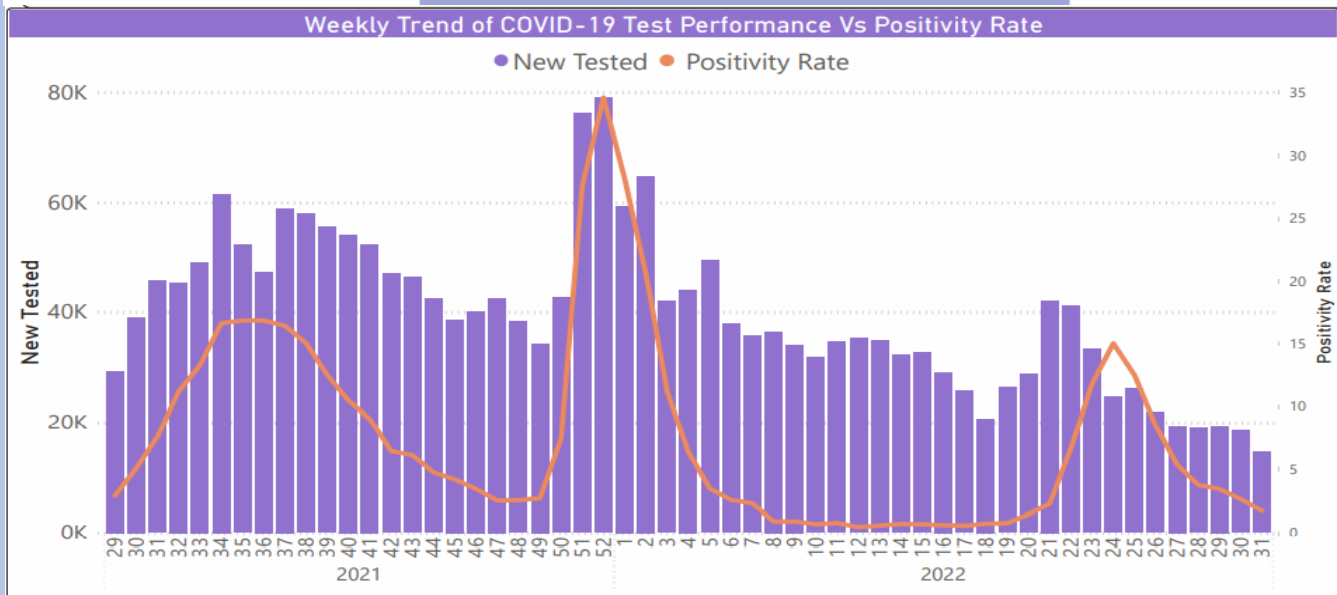


Figure 6: Update on laboratory tests performed as of 07 August 2022.

IV. Case Management and Facility Readiness

- As of 07 August 2022, a total of 479,456 cases were admitted to both facility and HBIC, of which 78,474 (16%) were those admitted to treatment center.
- There were total of 937 newly recovered COVID-19 cases during the Epi-Week-31, bringing the total number of recovered cases to 470,633 (both from COVID-19 treatment center and from HBIC). This brings the overall recovery rate to 95.7%.
- In this week, the maximum number of daily cases in severe and critical condition is 24 and 13 respectively. The maximum number of severe conditions is decreased when compared with the maximum number of daily cases in severe condition in the previous week (38).
- As of 07 August 2022, 2437 (none in the Epi-week-30) of the cases have been transferred from treatment centers to HBIC after improvement, whereas 1355 cases have been transferred from HBIC to treatment center following the worsening of condition.
- A total of 744 confirmed cases were being enrolled on HBIC in epi week 31, of which 93.8% were those cases with no symptom.

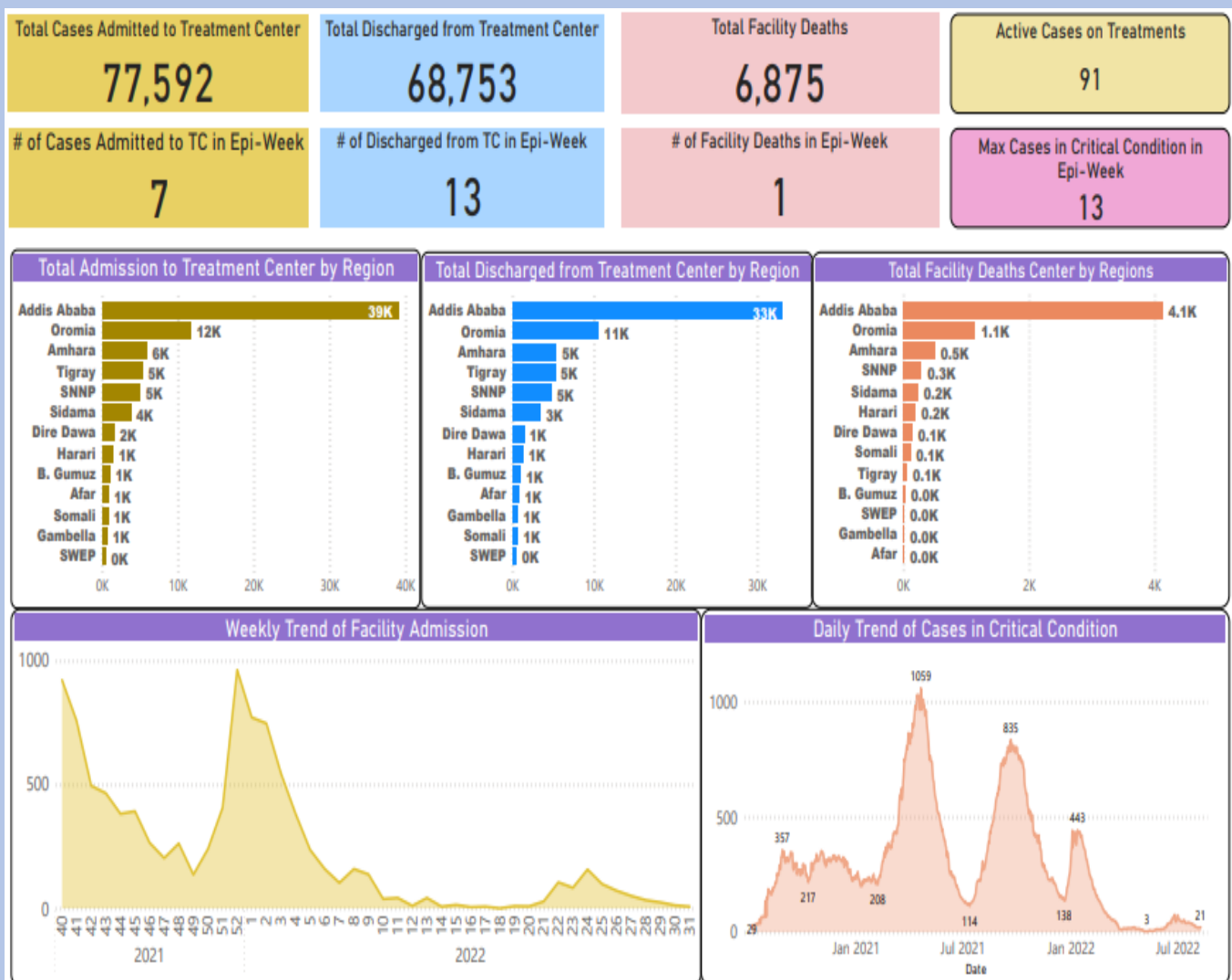


Figure 7: COVID-19 Situation Updates in COVID-19 treatment centers as of 07 August 2022.

V. Risk Communication and Community Engagement (RCCE)

- Media (mass media and social media) monitoring on COVID-19 related information is ongoing.
- Risk communication and awareness creation activities are ongoing.
- COVID-19 related key messages and updates shared on social media.

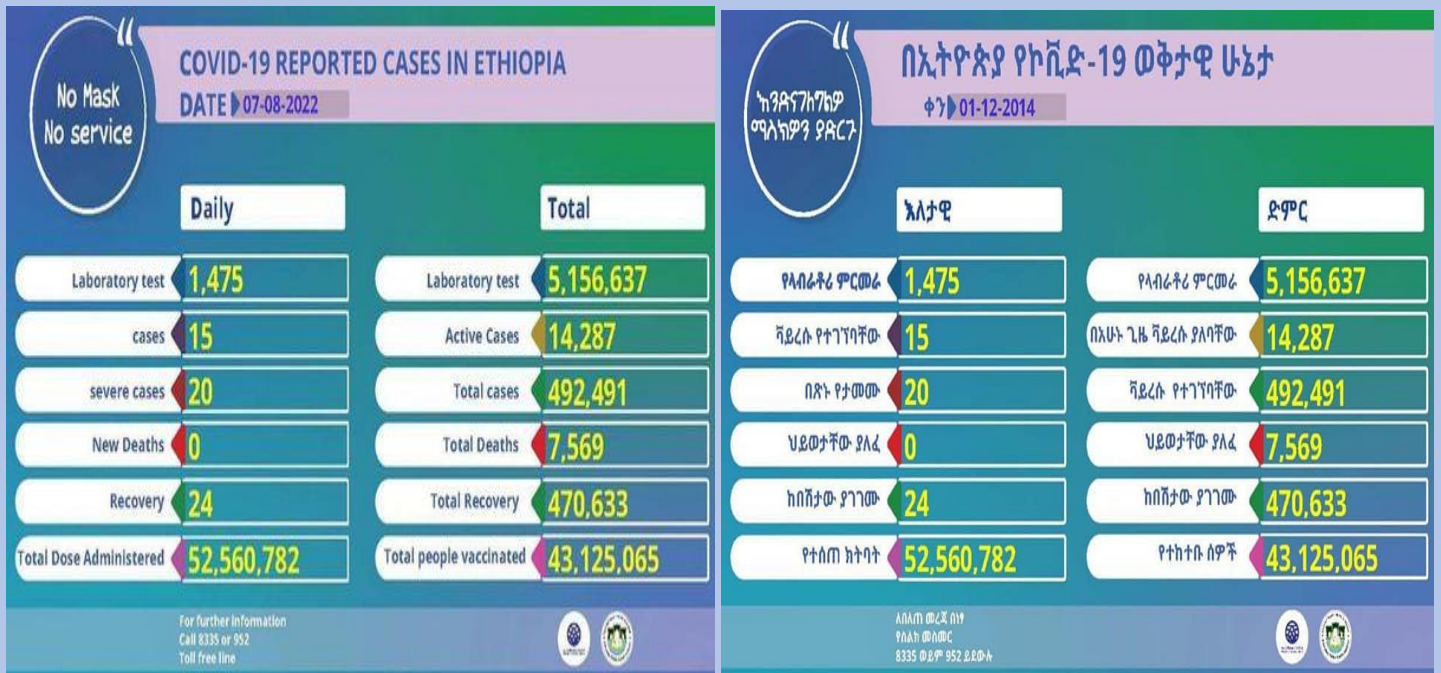


Figure 8: COVID-19 situation updates as of 07 August 2022 shared on social media.

VI. Coordination and Leadership

- The national PHEOC is collaboratively working with stakeholders: government agencies, partner organizations, UN agencies, embassies, hospitals, Industrial parks, and others.
- Morning briefing of IMS is being conducted every day by core IMS staffs and key partners' representatives.
- Joint meeting is ongoing once in two weeks, among the national and regional Emergency Operations Centers COVID-19 response IMS (Incident Management System) to evaluate weekly COVID-19 situations, progress of response strategies, challenges faced and way forwards.
- The virtual meeting of Joint Steering Committee encompassing MOH, Agencies and RHB top leadership under the leadership of H.E Minister of Health is also ongoing.
- A country wide survey that could show the current distribution of COVID-19 is ongoing.
- The Korean government sponsored COVID-19 diagnostic laboratory materials for the Ministry of Health through KoFIH Charity Organization and Eczem Bank.
- A thank you program was held for experts at St Paul's Hospital Millennium Medical College who played a role in preventing and controlling the Covid 19 outbreak.



Figure 9: A thank you program at St Paul's Hospital Millennium Medical College

VII.

COVID-19 Vaccination

- As of 07 August 2022, a total of 52,560,782 COVID vaccine dose was administered and 43,125,065 people vaccinated at least one dose of vaccine, bringing overall coverage of 64.6% and 40.3% from target and total population respectively.
- As of 07 August 2022, nearly 35% and 55% people received full dose of vaccine from the target and total population respectively.

VIII. Public Health Policy Recommendation

Advice for the Public:

- For any individual confirmed to have COVID-19 and who is candidate for Home Based Isolation and Care:
 - Properly isolate from other family members.
 - Take full responsibility in prevention of transmission
 - Strictly adhere to the National Directive of Home-Based Isolation & Care.
 - Provide reliable information during regular follow up either by phone or home visit.
 - Report to nearest health facilities/follow up team in case of any emergency, appearance of new symptoms or worsening of existing symptoms.
- It is important to be informed of the situation and act appropriately to protect yourself and your family.
 - Wash hands frequently.
 - Don't touch your mouth, nose, or eye by unwashed hands.
 - Keep physical distancing; avoid mass gathering and shaking hands.
 - Get vaccinated against COVID-19.
- For most people, COVID-19 infection will cause mild illness however, it can make some people very ill, and in some people, it can be fatal.
- Older people, and those with pre-existing medical conditions (such as cardiovascular disease, chronic respiratory disease, or diabetes) are at risk for severe disease.
- If anybody had contact with a COVID-19 confirmed patient, he/she should call 8335 or report to regional toll-free lines or to the nearby health facilities.

National/Regional official websites, social media pages and toll-free hotline for PHE information

| MOH/EPHI/Region | Facebook page | Toll-free hotline | Email address (PHEOCs email) |
|---|---|-------------------|--|
| Ethiopian Public Health Institute Main Website | https://www.ephi.gov.et/ | 8335 | ephieoc@gmail.com |
| Ethiopian Public Health Institute COVID-19 Website | https://covid19.ephi.gov.et/ | | |
| Ethiopian Public Health Institute PHE Information Webportal | www.phem.gov.et | 8335 | ephieoc@gmail.com |
| Ethiopian Public Health Institute Facebook Page | https://www.facebook.com/ephipa ge/ | | |
| Ethiopian Public Health Institute Twitter Page | https://twitter.com/EPHIEthiopia | | |
| Ethiopian Public Health Institute Telegram Channel | https://t.me/EthPHI | | |
| Ethiopian Public Health Institute YouTube Channel | https://www.youtube.com/channel/UCvTzeY-IJiQfEFBULH9Mkw | | |
| Ministry of Health, Ethiopia Website | www.moh.gov.et | 952 | |
| Ministry of Health, Ethiopia Facebook Page | https://www.facebook.com/EthiopiaFMoH/ | | |
| Afar Regional Health Bureau | https://www.facebook.com/afarrhb .org/ | 6220 | afarpheoc@gmail.com |
| Amhara Regional Health Bureau | https://www.facebook.com/Amhara-Healthbureau-682065755146948/ | 6981 | aphieoc@gmail.com |
| Benishangul Gumuz Regional Health Bureau | https://www.facebook.com/Benishangul-Gumuz-Health-Bureau-1676282159265517/ | 6016 | bgpheoc@gmail.com |
| Gambela Regional Health Bureau | https://fb.me/gambellaregionhealth bureau | 6184 | gambellapheoc@gmail.com |
| Harari Regional Health Bureau | https://www.facebook.com/Harari-Regional-Health-Bureau-1464182130355007/ | 6864 | hrrhpheoc@gmail.com |
| Oromia Regional Health Bureau | https://www.facebook.com/Oromia Health/ | 6955 | oromiapheoc@gmail.com |
| Somali Regional Health Bureau | https://www.facebook.com/srhbdot com/... | 6599 | somalipheoc@gmail.com |
| SNNP Regional Health Bureau | https://www.facebook.com/snnprhealthbureau/?ref=br_rs | 6929 | snnppheoc@gmail.com |
| Tigray Regional Health Bureau | https://www.facebook.com/tigrayrh b/ | 6244 | tigraypheoc@gmail.com |
| Sidama PHEM | | 7794 | sidaamapheoc@gmail.com |
| South West Ethiopian RHB PHEM | | | swepheoc@gmail.com |
| Dire Dawa city Administration Health Bureau | https://www.facebook.com/Dire-Dawa-Administration-Health-Bureau-1371606266279524/ | 6407 | ddpheoc@gmail.com |
| Addis Ababa City Administration Health Bureau | https://www.facebook.com/aaahb.gov.et/ | 6406 | aapheoc@gmail.com |

COVID-19 updates and sources of evidence:

| Source | Link |
|--|--|
| WHO Coronavirus (COVID-19) dashboard | https://covid19.who.int/ |
| Africa CDC Dashboard, COVID-19 Surveillance Dashboard | https://au.int/en/covid19 |
| WHO COVID-19 daily situation reports | https://www.who.int/emergencies/diseases/novel-coronavirus-2019/situation-reports |
| WHO Academy mobile learning app for health workers, COVID-19 information | Android- https://play.google.com/store/apps/details?id=org.who.WHOA Apple- https://apps.apple.com/us/app/who-academy/id1506019873 |



The above presented Quick Reader (QR) code takes you to a portal that you can access updates and all COVID-19 related information available (<https://covid19.ephi.gov.et/covid-19/>)

DISCLAIMER

This weekly bulletin is produced based on figures pulled from official releases of the World Health Organization and activities and reports of all the sections under the Incident management System.

This Weekly Bulletin series of publications is published by the Ethiopian public health Institute (EPHI), public health emergency operation center (PHEOC). The aim of this bulletin is to inform decision makers within the institute and FMOH, UN agencies and NGOs about COVID-19 preparedness and response activities.

All interested health and other professionals can get this bulletin at the Institute website; www.ephi.gov.et

PREPARED BY

Assegid Tesfaye (Bsc, MPH in Field Epidemiology) – Planning Section, Technical Assistant
Negusse Yohannes (PhD in Statistics) – Planning Section, Situation Unit Member

REVIEWED BY

Zerihun Kassa (MD, MPH) - Planning Section and Administration Focal
Shambel Habebe (MPH) – Deputy Incident Manager, Case Management Section Focal
Zewdu Assefa (MPH) – PHE Early Warning and Information System Management P/D/A/Director
Aschalew Abayneh (RN, BSc, MPH) - DDG-EPHI, Incident Manager

**National COVID-19 Response Incident Management system, Emergency Operation Center
FOR MORE INFORMATION and NOTIFICATION**

Web: www.ephi.gov.et

Follow us on Twitter: @EPHIEthiopia

Facebook: <https://www.facebook.com/ephimage/>

Telegram: <https://t.me/EthPHI>

Call: 8335 (TOLL FREE LINE) or 011 276 5340

Email: ephieoc@gmail.com or pheodatacenter@gmail.com