



NATIONAL PUBLIC HEALTH EMERGENCY OPERATION CENTER (PHEOC), ETHIOPIA

COVID-19 PANDEMIC PREPAREDNESS AND RESPONSE IN ETHIOPIA

WEEKLY BULLETIN

Epi-Week- 05 (January 31 – February 06, 2022)

BULLETIN No. 93

I. Highlights

- A total of 49,539 laboratory samples were tested in the Epi-Week-05 bringing the total number of samples tested to 4,391,357.
- A total of 1,609 new confirmed COVID-19 cases and 32 COVID-19 related deaths were reported during the Epi-Week-05 bringing the total cases and death to 466,539 and 7,363 respectively.
- In this week the maximum number of daily cases in severe condition is 272 which is lower than the maximum number of daily cases in severe condition in the previous week (361).
- A total of 342,492 COVID-19 confirmed cases have been managed at Home Based Isolation and Care so far; 1,477 of these were enrolled in the Epi-Week-05.
- Ethiopia has received more than 13 million Johnson and Johnson Covid-19 vaccines through COVAX mechanism, donated by “Team Europe”.



Figure 1: "Team Europe" with Ethiopian Minister of Health through COVAX mechanism, Feb. 03, 2022

II. Vaccination against COVID-19 in Ethiopia

- In Ethiopia, a total of 10,975,194 doses of COVID-19 vaccine (either AstraZeneca, Sinopharm, Johnson and Johnson or Pfizer) are administered so far. Out of these, 2,117 doses are administered in this week. Among the vaccinated individuals 4,033,094 (37%) people are fully vaccinated.

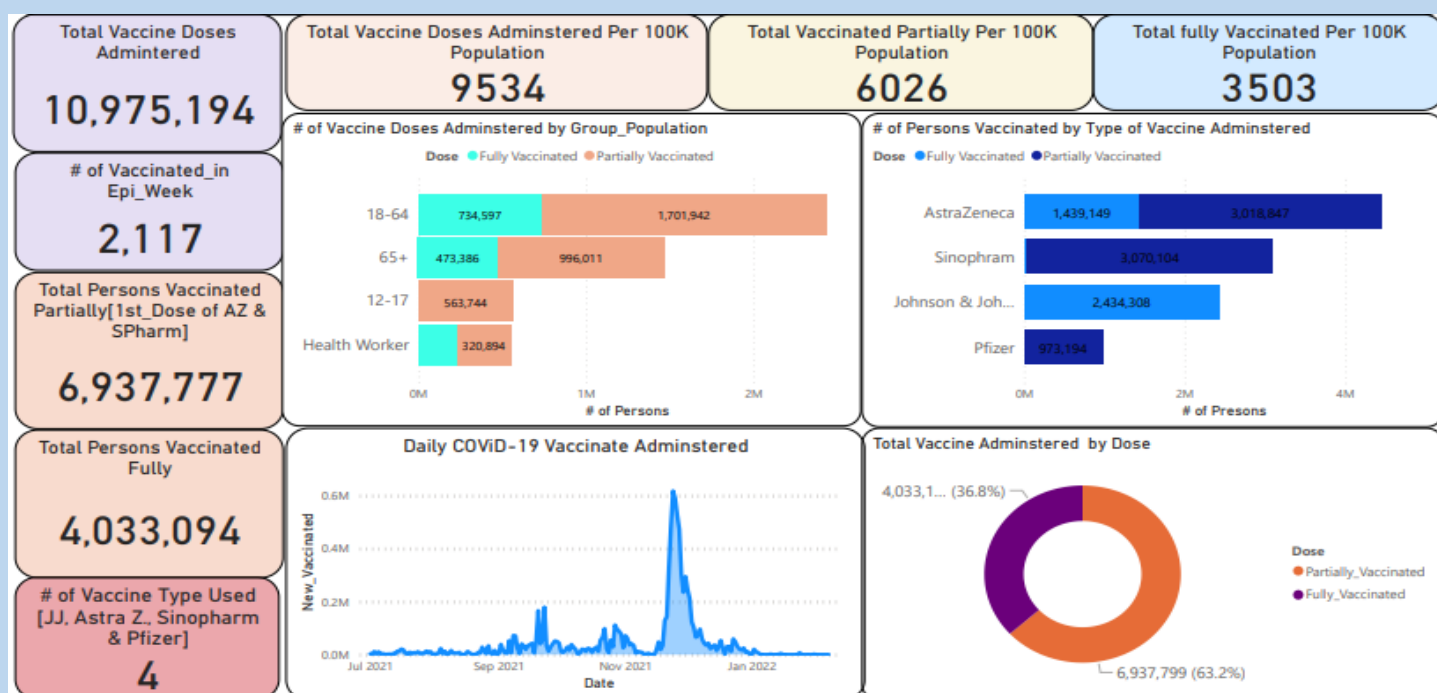


Figure 2: Summary of vaccination against COVID-19 in Ethiopia as of February 06, 2022

III. Epidemiological Situation

a. Global Situation

- Globally, during the week of January 31 to 06 February 2022, the number of new COVID-19 cases decreased by 11% while the number of new deaths increased by 19% compared to the previous week.
- Across the six WHO regions, over 19 million new cases and over 69 000 new deaths were reported.
- As of February 06, 2022, a total of 359,209,457 COVID-19 cases and 5,373,364 deaths (CFR=1.50%) have occurred globally. Of the total cases and deaths reported since the beginning of the outbreak, 19,397,145 cases and 69,979 deaths were reported during the Epi-Week-05.
- The highest numbers of new cases in the last seven days were reported from the United States of America (2,231,075 new cases), France (1,738,189 new cases), Germany (1,285,375 new cases), Brazil (1,241,025 new cases) and India (1,095,616 new cases).
- In Africa, as of February 06, 2022, a total of 10,890,901 cases and 234,487 deaths were reported across the continent (CFR=2.15%). Of these, 176,284 cases (24% decrease compared to the previous week) and 4,542 deaths (2% decrease compared to previous week) were reported during the Epi-Week-05.
- In Africa, the highest number of confirmed cases are reported from South Africa followed by Morocco.
- Ethiopia reported the highest number of COVID-19 confirmed cases in East Africa.

Total Number of COVID-19 Confirmed Cases Globally

359,209,457

New Confirmed Cases_of Epi_Week Globally

19,397,145

Total Number of Deaths with COVID-19 Globally

5,373,364

New COVID-19 Deaths Globally in the Epi_Week

69,979

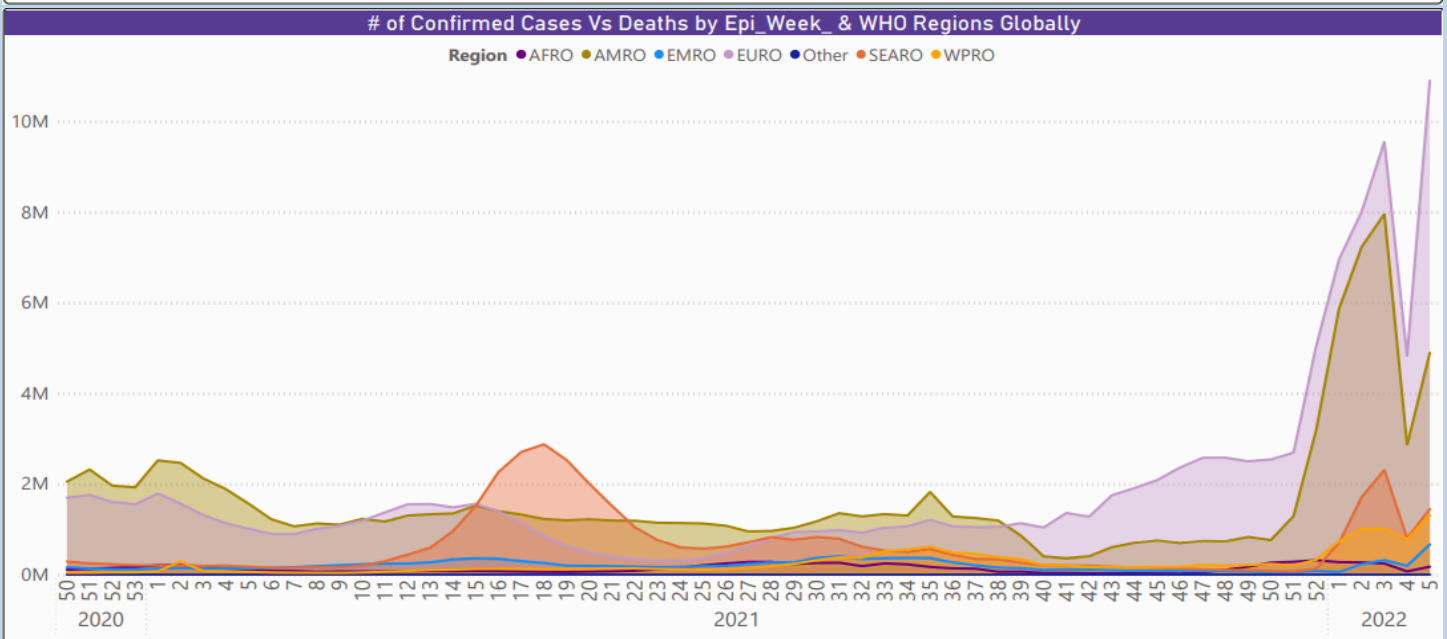
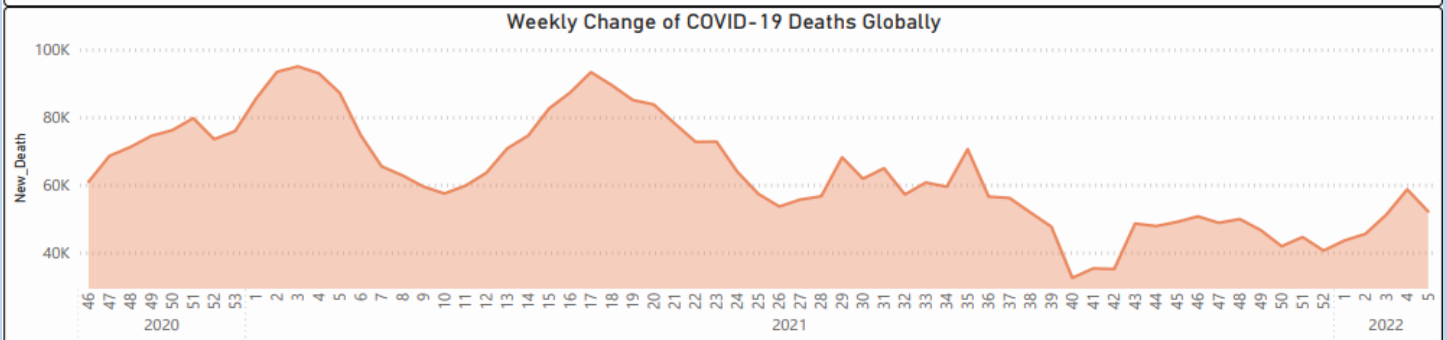
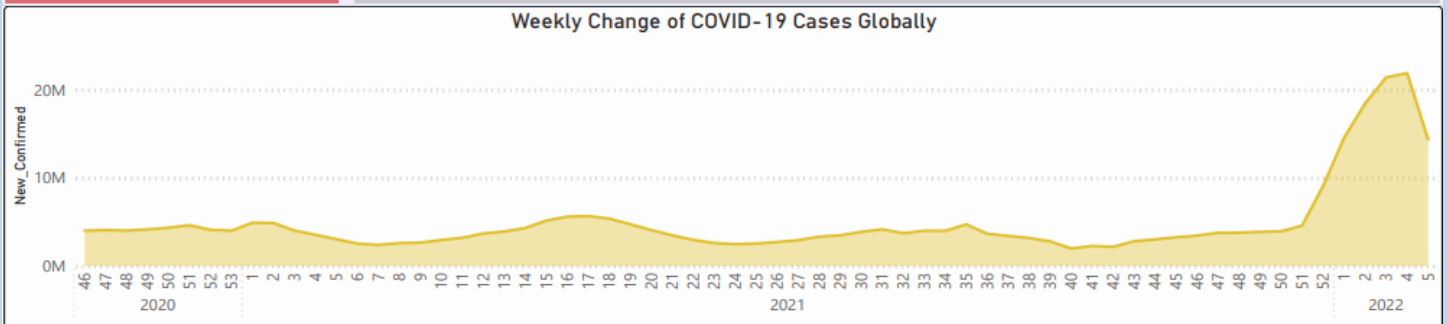
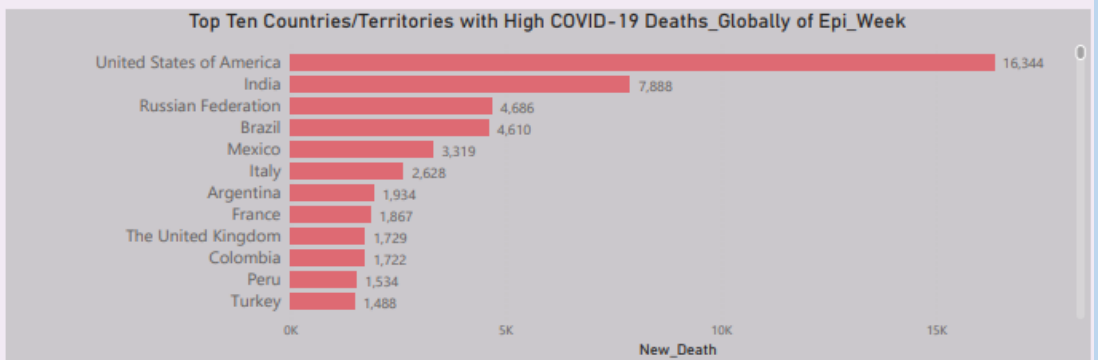
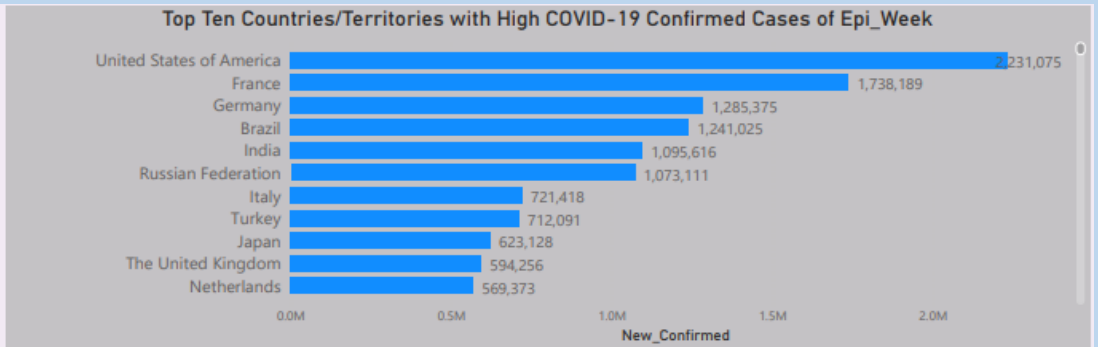


Figure 3: COVID-19 Global Situation Update as of February 06, 2022 (Source: WHO)

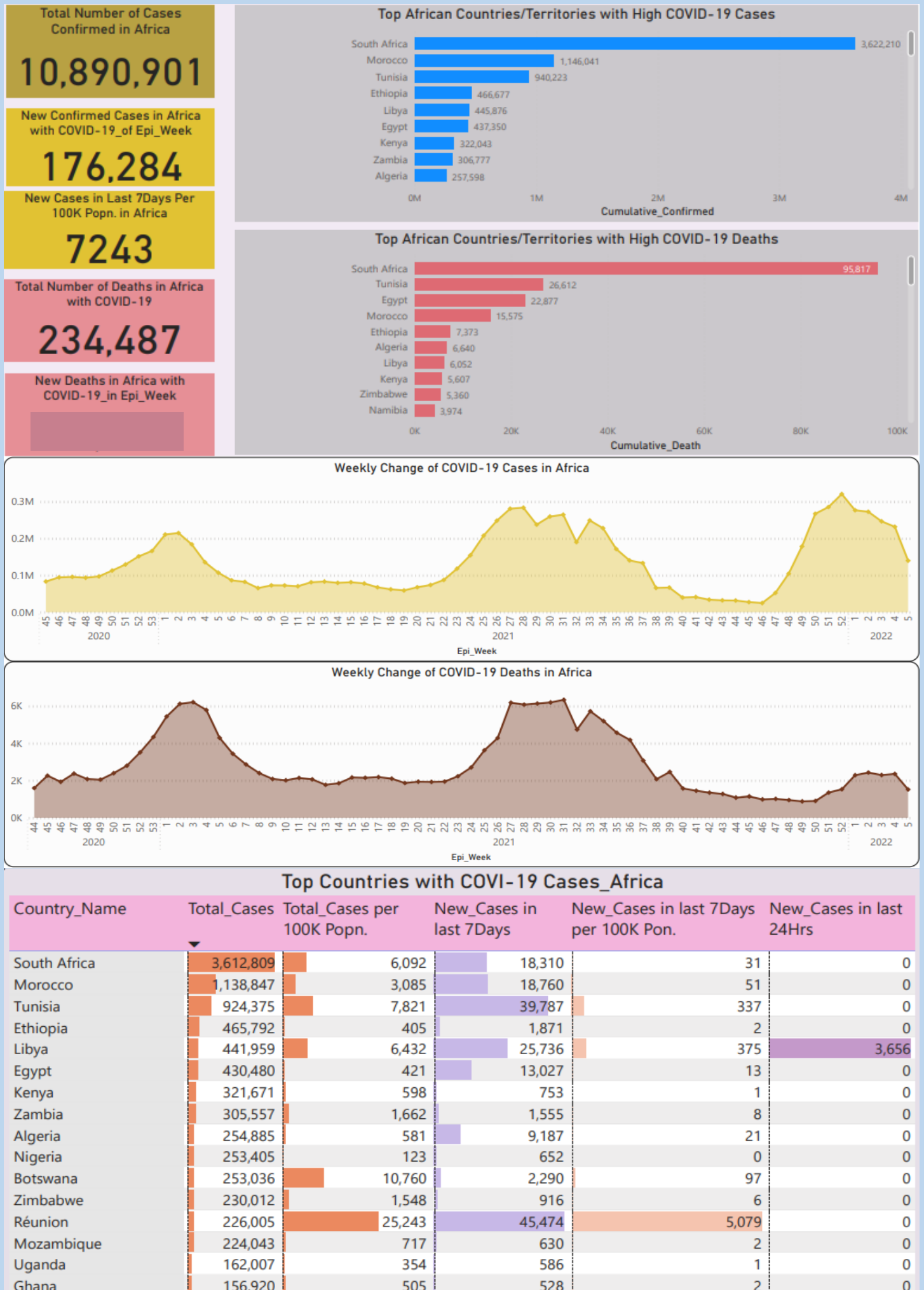


Figure 4: COVID-19 Situation Update in Africa as of February 06, 2022 (Source: WHO)

b. National COVID-19 situation:

- As of February 06, 2022, a total of 466,539 confirmed COVID-19 cases and 7,363 deaths were recorded in the country with a case fatality rate of 1.58%.
- One-thousand-six-hundred-nine (1,609) newly confirmed COVID-19 cases and 32 COVID-19 related deaths were reported during the Epi-Week-05.
- In this week, there is 43% decrease in the number of COVID-19 confirmed cases and 63% decrease in the number of deaths due to COVID-19 compared to the previous week.
- For detail, see the summary dashboard below.

NB: Data from Tigray regional state is as of June 28, 2021.

Table 1: Summary of National COVID-19 situation in the Epi-Week-05 of 2022

Regions	New_Tested	New_Case	New_HF_Admission	New_Deaths	Positivity Rate
Addis Ababa	32105	706	66	19	2.6
SNNPR	6171	117	36	1	1.9
Oromia	4379	415	122	7	9.3
Benishangul G	1814	225	7	0	10.8
Dire Dawa	1616	29	1	4	1.9
Afar	990	20	0	0	2.0
Harari	815	14	4	1	1.7
Somali	625	12	0	0	1.7
Sidama	434	29	0	0	4.6
Amhara	339	29	0	0	9.3
SWEP	241	13	0	0	6.5
Gambella	10	0	0	0	0.0
Tigray	0	0	0	0	
Total	49539	1609	236	32	4.4

**** Positivity Rate is the Averages of Regional Distributions

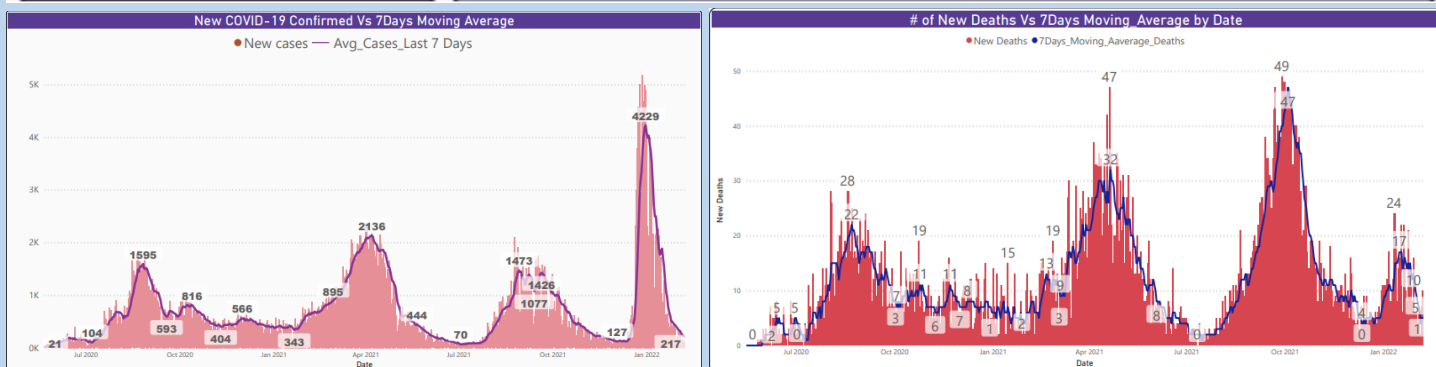
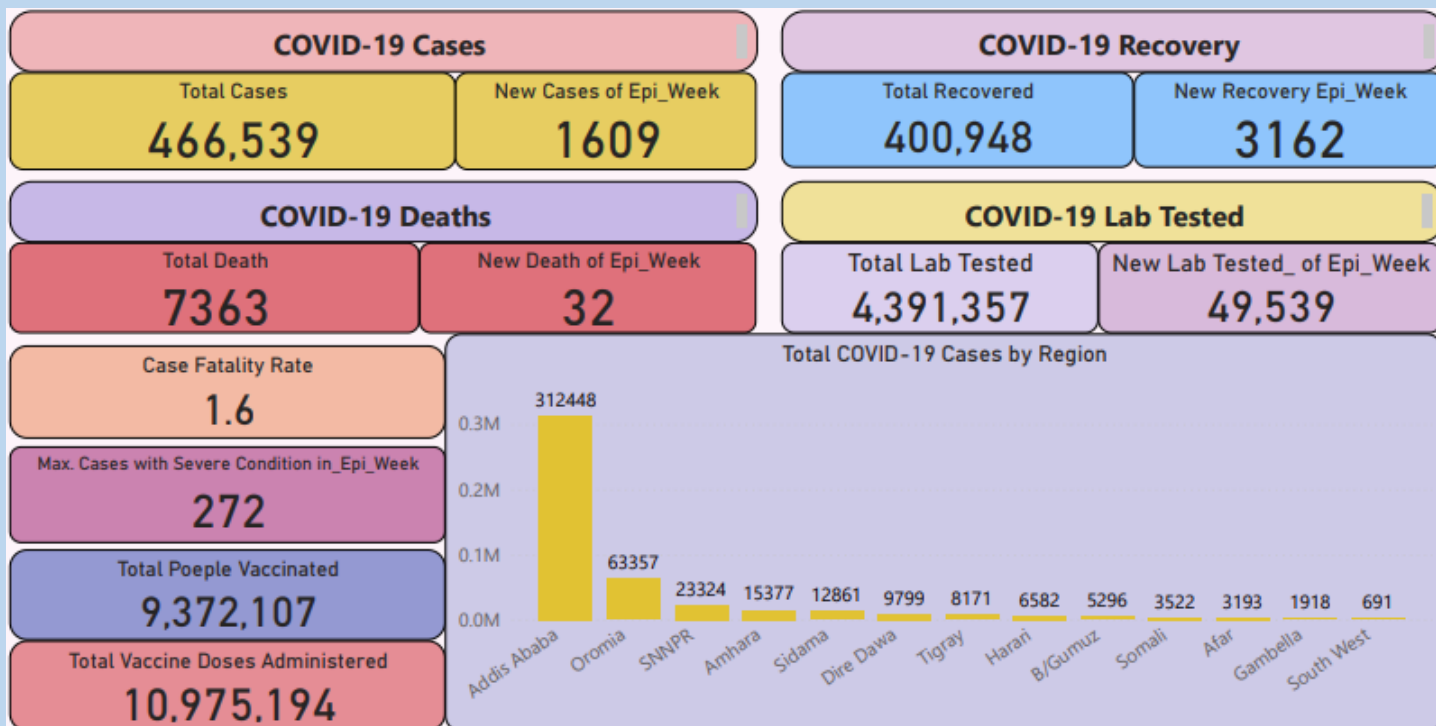


Figure 5: Summary of the COVID-19 situation in Ethiopia as of February 06, 2022, Ethiopia

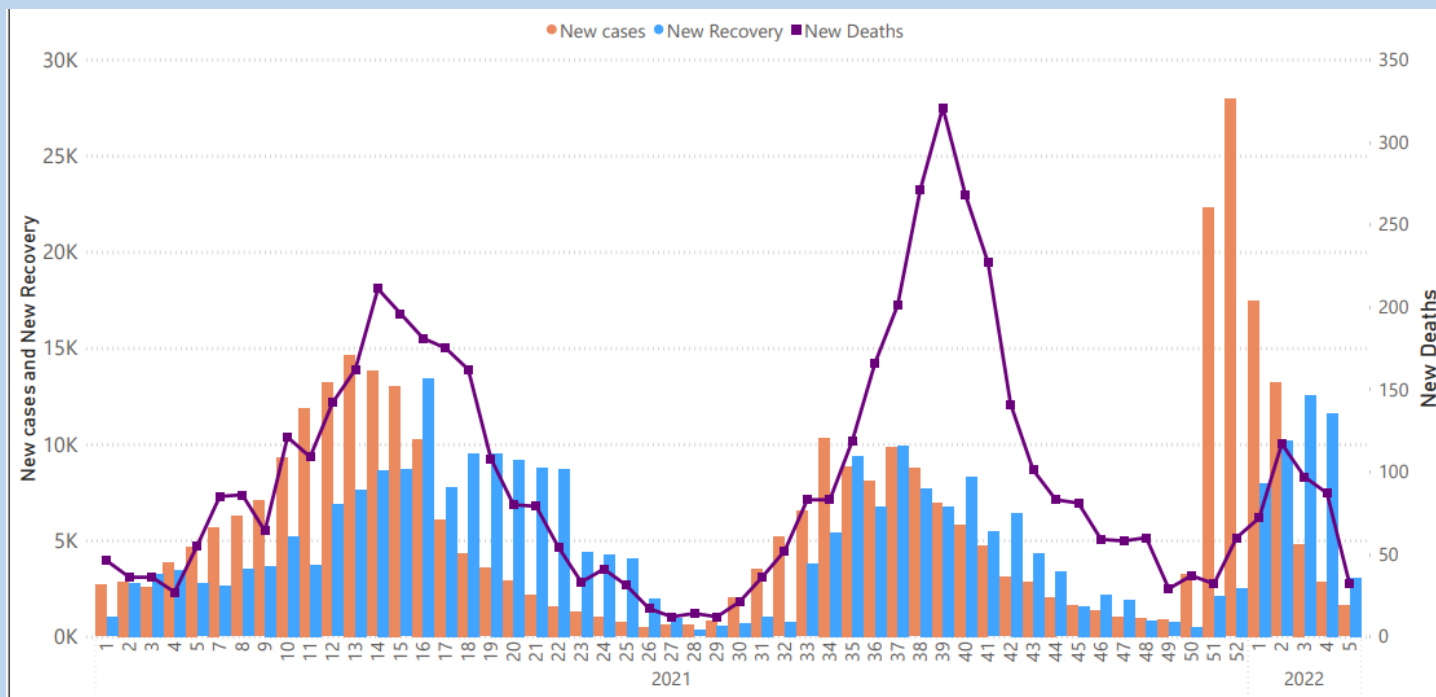


Figure 6: COVID-19 confirmed cases, recovery and death by Epi-Week as of February 06, 2022, Ethiopia

c. Other Epi-Surveillance Related Activities

There is ongoing travelers' health screening at point of entries (POEs), rumor collection, verification, investigation and information provision via toll free call center and follow-up of persons who had contact with confirmed cases. There is also laboratory investigation of suspected cases, contacts of confirmed cases, SARI/pneumonia cases and community members, surveillance and assessment in school and congregated setting communities.

Total Tested /1 M Population 38145	Total Tests Last 7 Days 49539	Total Cases /1 M Population 4053	Cummulative Positivity Rate 10.6	Total Recovered Last 7 Days 3034	Total Deaths /1 M Population 64
Tested /1 M Population_Epi_Week 431	# of Tests done to get One (1) Case_in the Epi_Week 100	Total Cases Confirmed Last 7 Days 1609	Positivity Rate_Epi_Week 3.2	% of Increase or Decrease of Cases_Epi_Week -43.0	Total Deaths Last 7 Days 32

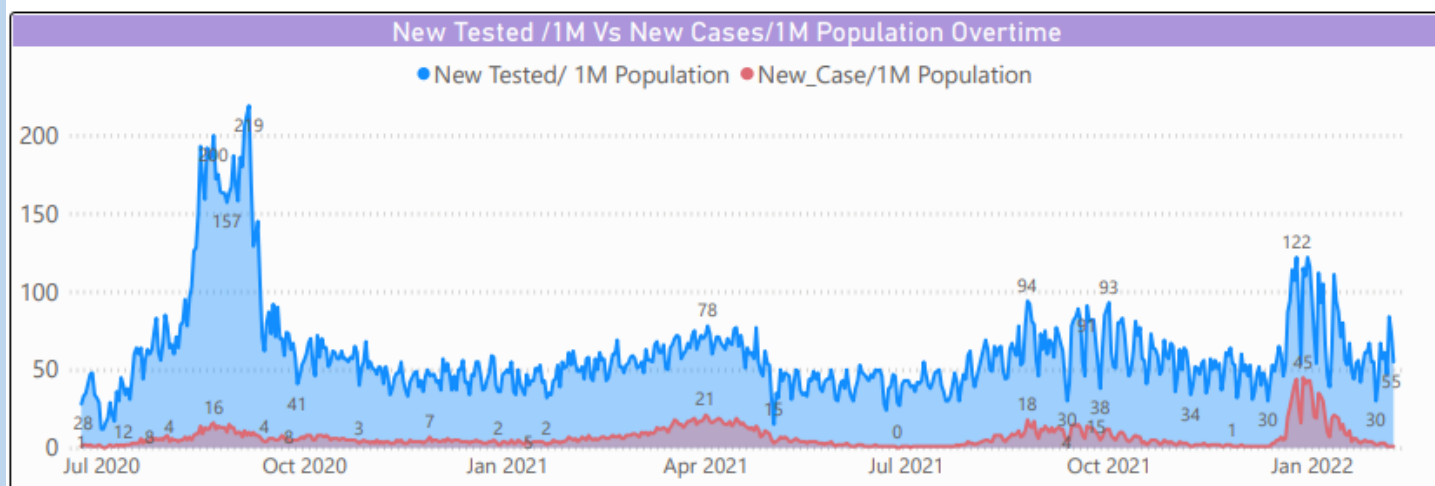


Figure 7: Summary of COVID-19 situation in Ethiopia as of February 06, 2022.

i. Rumors collection and verification from all sources

- COVID-19 related rumors are received from different sources: Call centers, Health facilities, Contact follow up, Self-report, Point of Entry (PoE), Community surveillance and Special Settings.
- As of February 06, 2022:
 - 393,067 rumors/alerts have been received and investigated.
 - 279,089 (71%) of the rumors/alerts have fulfilled the suspected case definition.
- 61,137 COVID-19 related calls are received through call centers in this Epi-week.

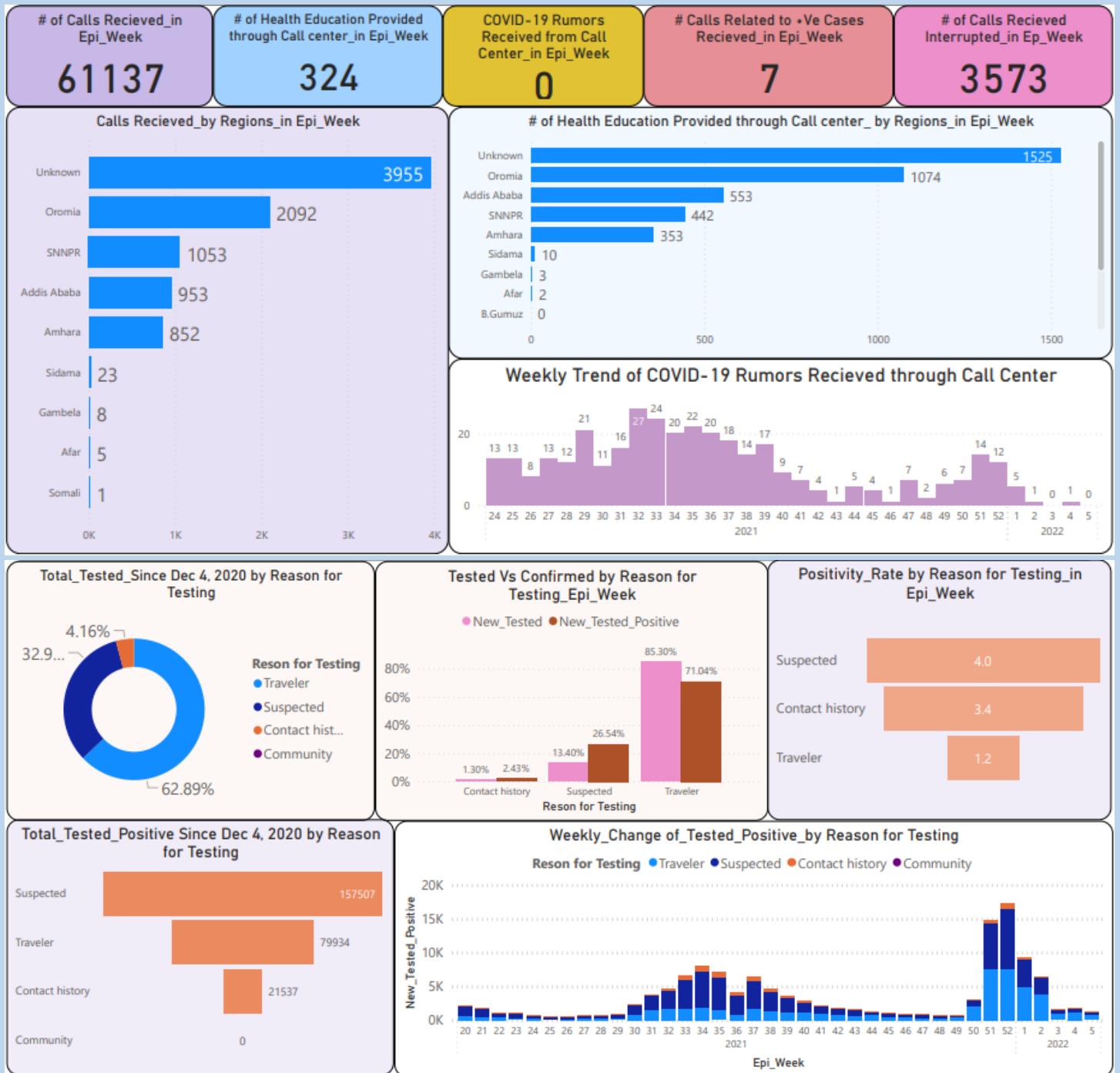


Figure 8: Summary of COVID-19 rumor/alert investigation as February 06, 2022, Ethiopia.

IV. Laboratory related activities

- As of 06 February 2022, a total of 4,391,357 samples have been tested for COVID-19 by laboratories across the country.
- 49,539 laboratory tests were processed during the Epi-Week-05 which is a 13% increase compared to number of tests performed in the previous week.
- The laboratory test positivity rate for the Epi-Week-05 is 3.25%, which is lower than that of the preceding week (6.42%).
- Benishangul Gumuz, South West Ethiopia, Amhara, Oromia and Sidama regional states have reported positivity rates higher than the national weighted average (figure 10 below). There is no report from Tigray regional state since June 29, 2021.
- Among the total COVID-19 laboratory tests performed in Ethiopia, a total of 748,166 laboratory tests are performed by Ag-RDT among which 10,224 is performed in the Epi-week-05 (figure 9 below).

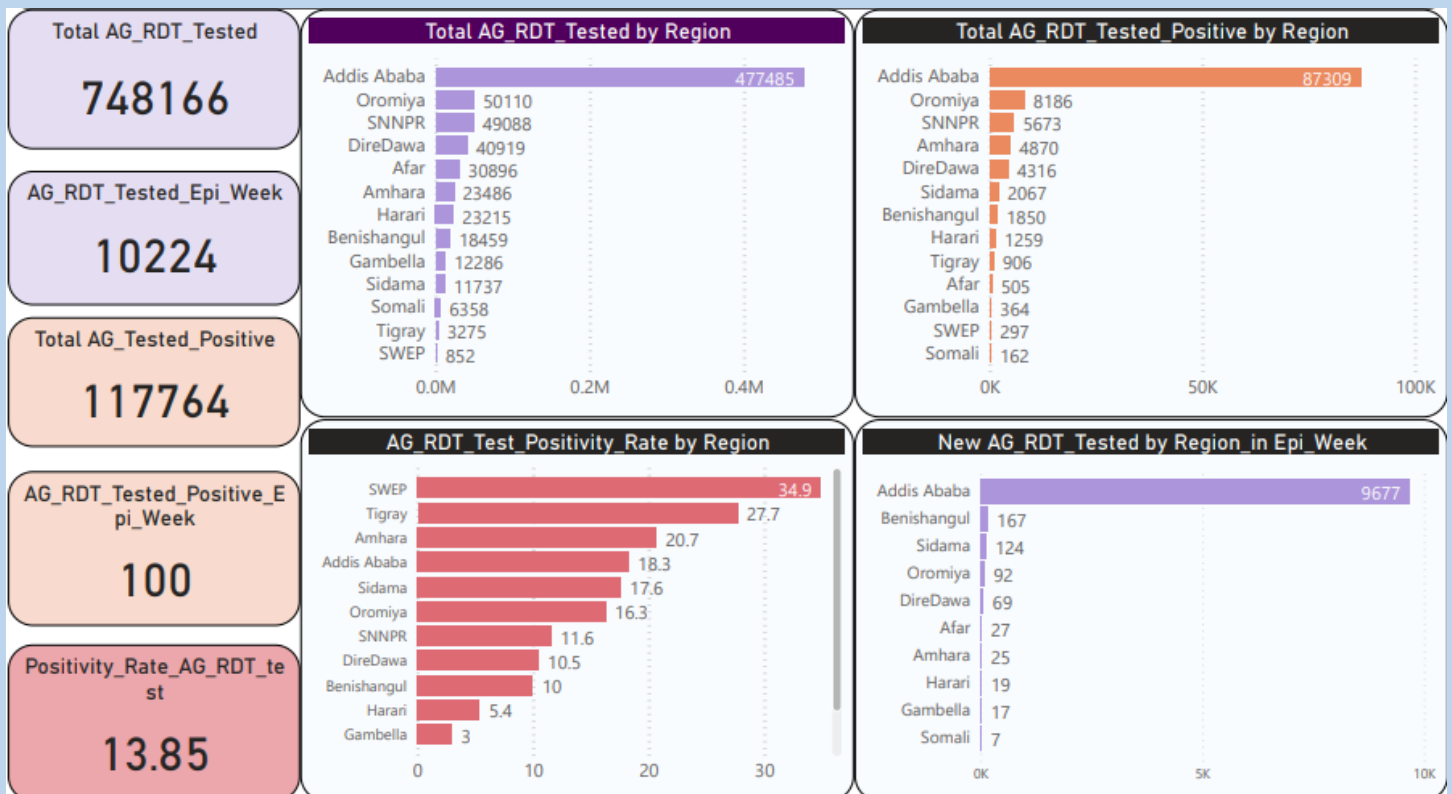
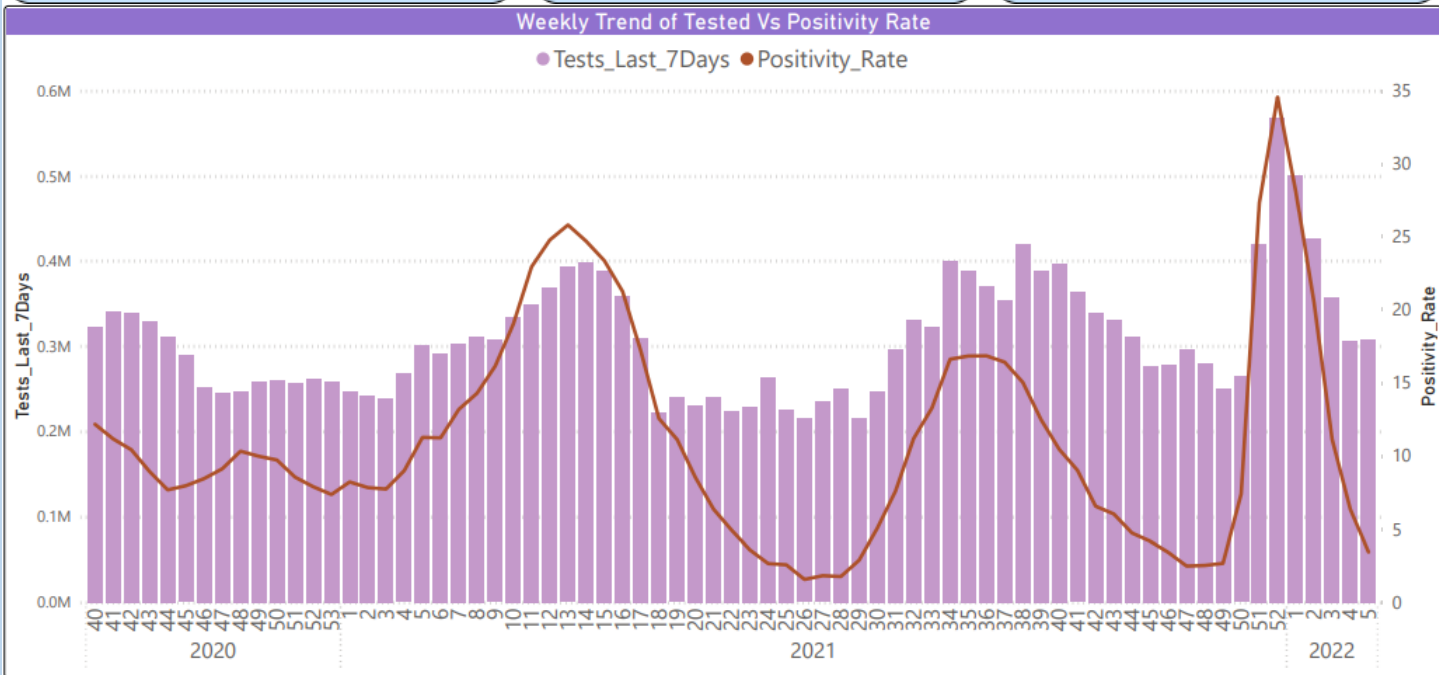
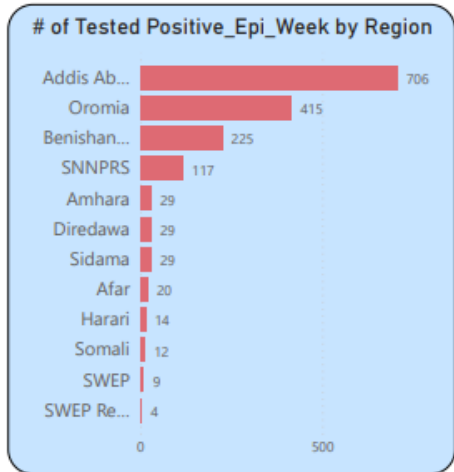
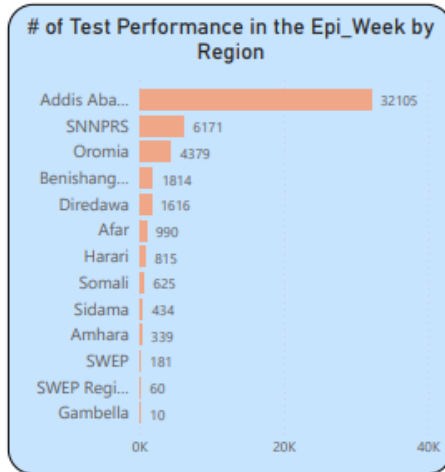
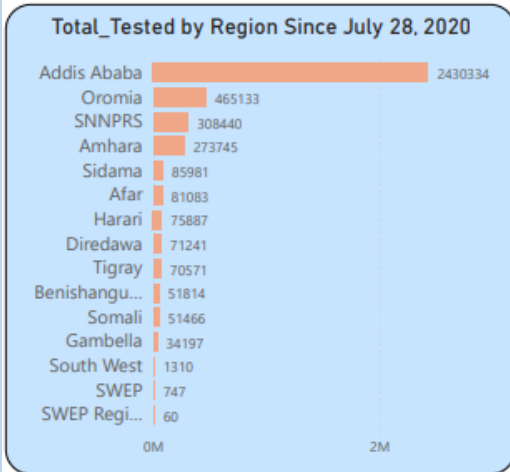


Figure 9: Update on laboratory tests performed by Ag-RDT, as of February 06, 2022

Total Tested 4391357	# of New Tested in the Epi_Week 49539	Total Tested / 1M Population 38200	New Tested / 1M Population of Ep_Week 794
---------------------------------------	--	---	--



Region/City Admn	New_Tested	Tested_Positive	New_Deaths	Positivity_Rate
Addis Ababa	32105	706	19	2.6
SNNPRS	6171	117	1	2.0
Oromia	4379	415	7	9.3
Benishangul Gumuz	1814	225	0	10.8
Diredawa	1616	29	4	1.8
Afar	990	20	0	1.8
Harari	815	14	1	1.6
Somali	625	12	0	1.6
Sidama	434	29	0	4.6
Amhara	339	29	0	9.3
SWEP	181	9	0	4.5
SWEP Regional State	60	4	0	10.6
Gambella	10	0	0	0.0
Tigray	0	0	0	
Total	49539	1609	32	4.4

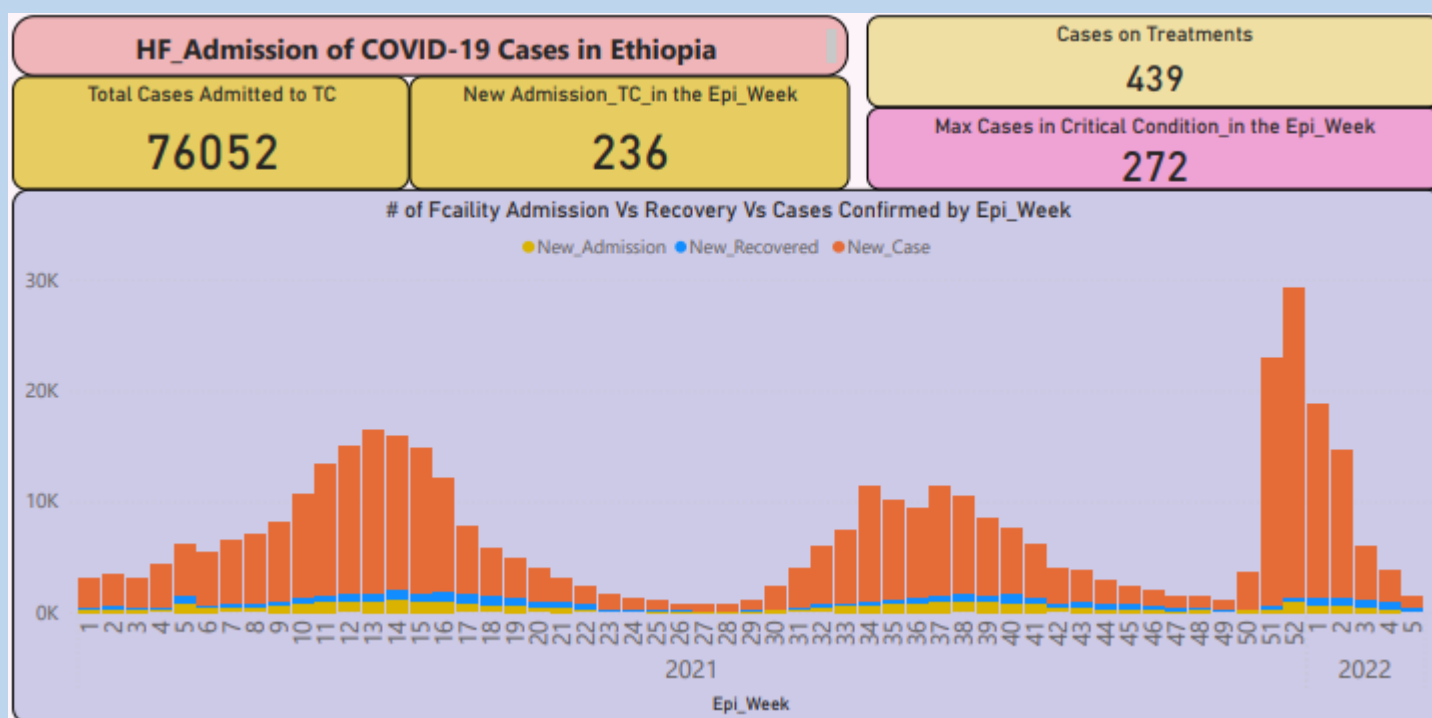
***** Positivity Rate is average of Regional Distrn of Rates

Figure 10: Summary of COVID-19 laboratory testing as of February 06, 2022, Ethiopia.

V. Case Management and Facility Readiness

a. COVID-19 treatment center

- There were total of 3,162 newly recovered COVID-19 cases during the Epi-Week-05, bringing the total number of recovered cases to 400,948 (both from COVID-19 treatment center and from HBIC). This brings the overall recovery rate to 86%.
- In this week the maximum number of daily cases in severe condition is 272 which is lower than the maximum number of daily cases in severe condition in the previous week (361).



HF=Health Facilities TC=Treatment Center

Figure 11: Summary of COVID-19 cases in Health Facilities/Treatment centers, as of February 06, 2022.

Table 2: Summary of COVID-19 cases at treatment centers as of February 06, 2022

Regions	Total_Case	New_Case	Total_Admission	New_Admission	Total_Death	Total_Recovered	On_Treatment	Critical_Case
Addis Ababa	312448	55	38418	42	4022	32519	166	104
Oromia	63357	14	11156	3	1113	9872	167	59
SNNPR	23324	3	4991	0	286	4693	12	6
Amhara	15377	2	5642	0	461	5117	61	33
Sidama	12861	4	3740	0	231	3444	0	0
Dire Dawa	9799	3	1536	0	144	1384	8	5
Tigray	8171	0	5290	0	59	5224	0	0
Harari	6582	0	1474	0	196	1272	2	2
Benishangul G	5296	0	1043	0	33	1006	6	1
Somali	3522	1	770	0	96	654	17	3
Afar	3193	2	826	0	5	812	0	0
Gambella	1918	0	682	0	8	674	0	0
SWEP	691	0	484	0	15	469	0	0

b. Home Based Isolation and Care (HBIC):

- So far, 342,492 COVID-19 confirmed cases have been on HBIC. Of them 332,813 (97%) have recovered and 50 (0.015%) died.
- Of these, 1,477 cases have been enrolled to HBIC and 2,365 cases have recovered in the Epi-Week-05.
- As of February 06, 2022, there are 10,731 cases on HBIC.
- So far, 2,525 (none in the Epi-week-05) of the cases have been transferred from treatment centers to HBIC after improvement.
- So far, 1,321 (one in the Epi-week-05) of the cases have been transferred from HBIC to treatment centers for better care.

VI. Risk Communication and Community Engagement (RCCE)

- Media (mass media and social media) monitoring on COVID-19 related information is ongoing.
- Risk communication and awareness creation activities are ongoing.
- COVID-19 related key messages and updates shared on social media.



Figure 12: COVID-19 situation update as of February 06, 2022 shared on social media.

VII. Coordination and Leadership

- The national PHEOC is collaboratively working with stakeholders: government agencies, partner organizations, UN agencies, embassies, hospitals, Industrial parks and others.
- Morning briefing of IMS is being conducted every day by core IMS staffs and key partners' representatives.
- Weekly joint meeting is ongoing, every Tuesday, among the national and regional Emergency Operations Centers COVID-19 response IMS (Incident Management System) to evaluate weekly COVID-19 situations, progress of response strategies, challenges faced and way forwards.
- The virtual meeting of Joint Steering Committee encompassing MOH, Agencies and RHB top leadership under the leadership of H.E Minister of Health is ongoing once in two weeks.

- In the last few days, Ethiopia has received more than 13 million Johnson and Johnson Covid-19 vaccines through COVAX mechanism, donated by France (6,746,400 doses), Finland (1,699,200 doses), Denmark (1, 560, 000 doses), Greece (1, 346, 400 doses), Italy (1, 264, 110 doses) and Sweden (480, 690 doses). These new deliveries come in addition to more than 10.5 million vaccine doses already donated by EU Member States to Ethiopia through COVAX, including nearly 7.5 million doses from Germany as well as 165, 600 doses from Portugal, making it a total of almost 24 million doses received since the beginning of the pandemic. “Team Europe”, the EU and its Member States, is actively contributing to a wider global response to the Covid-19 pandemic. In May 2021, EU leaders have reaffirmed their commitment to speed up vaccine sharing to accelerate worldwide equitable access to safe and efficient vaccines. “Team Europe” has, since then, further pledged to donate 700 million doses by mid-2022, a large portion of which will go to the African continent. The EU has a major financial support to COVAX with more than 3 billion euros provided so far and supports the strengthening of African health systems and pharmaceutical production capacities.

VIII. Challenges and Way Forward

a. Challenges

- Poor adherence to the public health and social measures by public figures and leaders.
- Poor attention given to COVID-19 at all levels by all responsible bodies.
- Weak law enforcement efforts to enhance adherence to COVID-19 prevention and control measures.
- COVID-19 vaccine related misinformation and hesitancy.
- Low utilization of Antigen-Rapid Diagnostic Test kits by facilities despite its distribution to all regions and capacity building activities.

b. Way Forward

- Enhancing COVID-19 vaccination
- Enhancing law enforcement to enhance public health and social measures by all responsible bodies.
- Intensifying risk communication and community engagement activities.
- Strengthening collaboration and coordination with key stakeholders and partners.
- Conducting intensive testing of high-risk population group and contacts of confirmed cases for COVID-19.
- Enhancing technical support, coordination and timely and accurate information sharing at all levels.
- Intensification of a capacity building trainings and orientation including through virtual/online platforms.
- Enhancing performance and follow up on Antigen Rapid Diagnostic Test Kits from regional COVID-19 testing sites.

IX. Public Health Policy Recommendation

Advice for the Public:

- COVID-19 vaccines should be provided to the public only at public health facilities and free of charge. According to the program developed by the Ministry of Health, COVID-19 vaccines are still being given at public health institutions at all levels.
- For any individual confirmed to have COVID-19 and who is candidate for Home Based Isolation and Care:
 - Properly isolate from other family members.
 - Take full responsibility in prevention of transmission
 - Strictly adhere to the National Directive of Home-Based Isolation & Care.
 - Provide reliable information during regular follow up either by phone or home visit.
 - Report to nearest health facilities/follow up team in case of any emergency, appearance of new symptoms or worsening of existing symptoms.
- It is important to be informed of the situation and act appropriately to protect yourself and your family.
 - Wash hands frequently;
 - Don't touch your mouth, nose or eye by unwashed hands;
 - Keep physical distancing; avoid mass gathering and shaking hands;
 - Get vaccinated against COVID-19.
- For most people, COVID-19 infection will cause mild illness however, it can make some people very ill and, in some people, it can be fatal.
- Older people, and those with pre-existing medical conditions (such as cardiovascular disease, chronic respiratory disease or diabetes) are at risk for severe disease.
- If anybody had contact with a COVID-19 confirmed patient, he/she should call 8335 or report to regional toll-free lines or to the nearby health facilities.

National/Regional official websites, social media pages and toll-free hotline for COVID-19 information

MOH/EPHI/Region	Facebook page	Toll-free hotline	Email address (PHEOCs email)
Ethiopian Public Health Institute Main Website	https://www.eph.gov.et/	8335	ephieoc@gmail.com
Ethiopian Public Health Institute COVID-19 Website	https://covid19.eph.gov.et/		
Ethiopian Public Health Institute Facebook Page	https://www.facebook.com/ephipa/ge/		
Ethiopian Public Health Institute Twitter Page	https://twitter.com/EPHIEthiopia		
Ethiopian Public Health Institute Telegram Channel	https://t.me/EthPHI		
Ethiopian Public Health Institute YouTube Channel	https://www.youtube.com/channel/UCvTzeY-IJiQfEFBULH9Mkw		
Ministry of Health, Ethiopia Website	www.moh.gov.et	952	

Ministry of Health, Ethiopia Facebook Page	https://www.facebook.com/EthiopiaFMoH/		
Afar Regional Health Bureau	https://www.facebook.com/afarrhb.org/	6220	afarpheoc@gmail.com
Amhara Regional Health Bureau	https://www.facebook.com/Amhara-Healthbureau-682065755146948/	6981	aphieoc@gmail.com
Benishangul Gumuz Regional Health Bureau	https://www.facebook.com/Benishangul-Gumuz-Health-Bureau-1676282159265517/	6016	bgpheoc@gmail.com
Gambela Regional Health Bureau	https://fb.me/gambellaregionhealthbureau	6184	gambellapheoc@gmail.com
Harari Regional Health Bureau	https://www.facebook.com/Harari-Regional-Health-Bureau-1464182130355007/	6864	hrrhpheoc@gmail.com
Oromia Regional Health Bureau	https://www.facebook.com/OromiaHealth/	6955	oromiapheoc@gmail.com
Somali Regional Health Bureau	https://www.facebook.com/srhbdotcom/...	6599	somalipheoc@gmail.com
SNNP Regional Health Bureau	https://www.facebook.com/snnprhealthbureau/?ref=br_rs	6929	snnppheoc@gmail.com
Tigray Regional Health Bureau	https://www.facebook.com/tigrayrhb/	6244	tigraypheoc@gmail.com
Sidama PHEM			sidamapheoc@gmail.com
Dire Dawa city Administration Health Bureau	https://www.facebook.com/Dire-Dawa-Administration-Health-Bureau-1371606266279524/	6407	ddpheoc@gmail.com
Addis Ababa City Administration Health Bureau	https://www.facebook.com/aahb.gov.et/	6406	aapheoc@gmail.com
South West Ethiopia Regional Health Bureau			swepheoc@gmail.com

COVID-19 updates and sources of evidence:

Source	Link
WHO Coronavirus (COVID-19) dashboard	https://covid19.who.int/
Africa CDC Dashboard, COVID-19 Surveillance Dashboard	https://au.int/en/covid19
WHO COVID-19 daily situation reports	https://www.who.int/emergencies/diseases/novel-coronavirus-2019/situation-reports
WHO Academy mobile learning app for health workers, COVID-19 information	Android- https://play.google.com/store/apps/details?id=org.who.WHOA Apple- https://apps.apple.com/us/app/who-academy/id1506019873



The above presented Quick Reader (QR) code takes you to a portal that you can access updates and all COVID-19 related information available (<https://covid19.ephi.gov.et/covid-19/>)

DISCLAIMER

This weekly bulletin is produced based on figures pulled from official releases of the World Health Organization and activities and reports of all the sections under the Incident management System.

This Weekly Bulletin series of publications is published by the Ethiopian public health Institute (EPHI), public health emergency operation center (PHEOC). The aim of this bulletin is to inform decision makers within the institute and FMOH, UN agencies and NGOs about COVID-19 preparedness and response activities.

All interested health and other professionals can get this bulletin at the Institute website; www.ephi.gov.et

PREPARED BY

Fantu Lombamo (MD, MPH in Field Epidemiology) – Planning Section, Situation Unit Leader
Negusse Yohannes (PhD in Statistics) – Planning Section, Situation Unit Member

REVIEWED BY

Zewdu Assefa (MPH) – PHE Early Warning and Information System Management P/D/A/Director
Shambel Habebe (MPH) – National PHEOC Manager
Ahimed Mohammed (MD, MPH) - Planning Section Chief
Mikiyas Teferi (MD) - Deputy Incident Manager, Case Management Section Chief
Aschalew Abayneh (RN, BSc, MPH) - DDG-EPHI, Incident Manager

**National COVID-19 Response Incident Management system, Emergency Operation Center
FOR MORE INFORMATION and NOTIFICATION**

Web: www.ephi.gov.et

Follow us on Twitter: @EPHIethiopia

Facebook: <https://www.facebook.com/ephipage/>

Telegram: <https://t.me/EthPHI>

Call: 8335 (TOLL FREE LINE) or 011 276 5340

Email: ephieoc@gmail.com or phemdatacenter@gmail.com