



Highlight

- Ethiopia is on ongoing cholera outbreak in **130 woredas** [Oromia (40), Ser(24), Cer(5), Sidama (21), Amhara (20), Afar (11), B.Gunuz(1), Dire Dawa(11), Harari(1)]. **Among 130 active woredas (zero case within 42 days), 5 are actively reported in last 7 days, 45 woredas reporting zero case for 8-21 days and 80 are reporting zero case for more than 21 days.**
- Since august 27, 2022, a total of 24,209 from **246** woredas have affected (Oromia(96), Ser(38), Cer(15), Amhara(28), Sidama(31), Dire Dawa(20), Somali(6), Afar(11), B.Gumuz(2), Harari(1). All woredas are neighboring each other. The Index case was from Harana Buluk, August 27, 2022 & the first outbreak was confirmed (4 from 5 were culture positive) on Sep 9, 2022. Cholera outbreak is also reported from IDP (279 reported).
- The outbreak is controlled in 116 woredas** in Oromia (56), Amhara(8), Somali (6), Ser(14), Cer(13), Sidama(10), Dire Dawa(9), BG(1)(See the map), but they are at high risk due to being adjacent.

Cholera Epidemiology since January 1/2023

Region	Affected Zone(#)	Affected woreda/#	Active Woreda(#)	Controlled Woreda(#)	Total active Kebele(#)	Case (#)	Death (#)	CFR (%)
Oromia	18	96	40	56	280	8226	95	1.15
Amhara	12	28	20	8	5	3268	50	1.53
SER	9	38	24	14	234	7897	94	1.19
Afar	6	11	11	0	39	632	14	2.22
CER	3	15	2	13	13	437	10	2.29
Dire Dawa	3	20	11	9	2	210		
Sidama	3	31	21	10	170	1291	13	1.01
Somali	3	4	0	4		1382	17	1.23
B/Gumuz	1	2	1	1	2	7	1	14.29
Harari	1	1	0	1	1	10		
Total	57	246	130	116	746	23360	294	1.26

- Current admitted cholera patients are 80 (BG-1, Amhara-43, Oromia-20 and Sidama-8). **totally 132 CTCs (will be updated to consider newly affected woredas)** have been established in Oromia (73) & Somali (2), SNNP (75), Sidama/Hawassa (22) & Amhara (16), DD(2), Harari(1), B.Gumuz(1). ORPs at HF's are functional at all affected woredas. Among these CTCs, 10 CTCs are standard.
- Current water supply coverage of cholera outbreak affected woredas in Oromia and Somali regions is low.** Cumulative 124 water samples are tested by EPHI/UNICEF. Six EMWAT kits were installed on prioritized cholera affected woredas (WaSH cluster).
- Cholera outbreak affected woredas, zones, and regions are under strong follow up with strong active case searching, collaboration, distributing daily cholera SITREPs.**

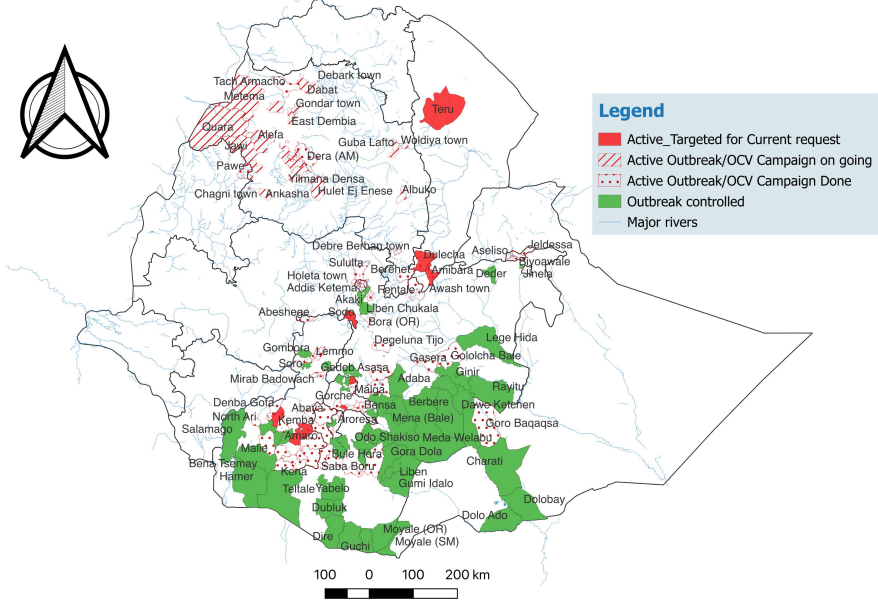
Highlight

- OCV campaign started in 9 woredas, Amhara at September 16, 2023 and it is in good performance. Campaign launching was held at Sep 16 at Bahir Dar city and Bahir Dar Zuriya woreda. **199,761(10.7%)** targeted population were vaccinated in Day 1 campaign from 7 woredas. Among these vaccinated, 845 in Kumer refuge camp.
- In four round of ICG support (6,145,278)**, 4,427,125 targeted population were vaccinated in **54** woredas of Somali, SNNP, Sidama, Oromia and **Amhara (ongoing)**
- Cholera unit PHEOC identified gaps on cholera outbreak preparedness in national PHEOC collaborative supportive supervision, May 23-24, 2023 with IM presence, Tigray.
- Third round cross-border/IGAD coordination meeting was conducted

Note

- 123** cases were lately reported as of **Sep 18, 2023.**
- Zero case newly seen at health facility and One case in date of onset after previous reporting date, Sep 13, 2023**
- Amhara and B. Gumuz have internet problem to collect daily base report. **Kumer refuge camp is reported 451 cases and 8 deaths.**

Cholera Outbreak affected woredas and OCV status, Ethiopia, September 2023





24,209

23,360

12,445

294

1.26

22

246

130

13076

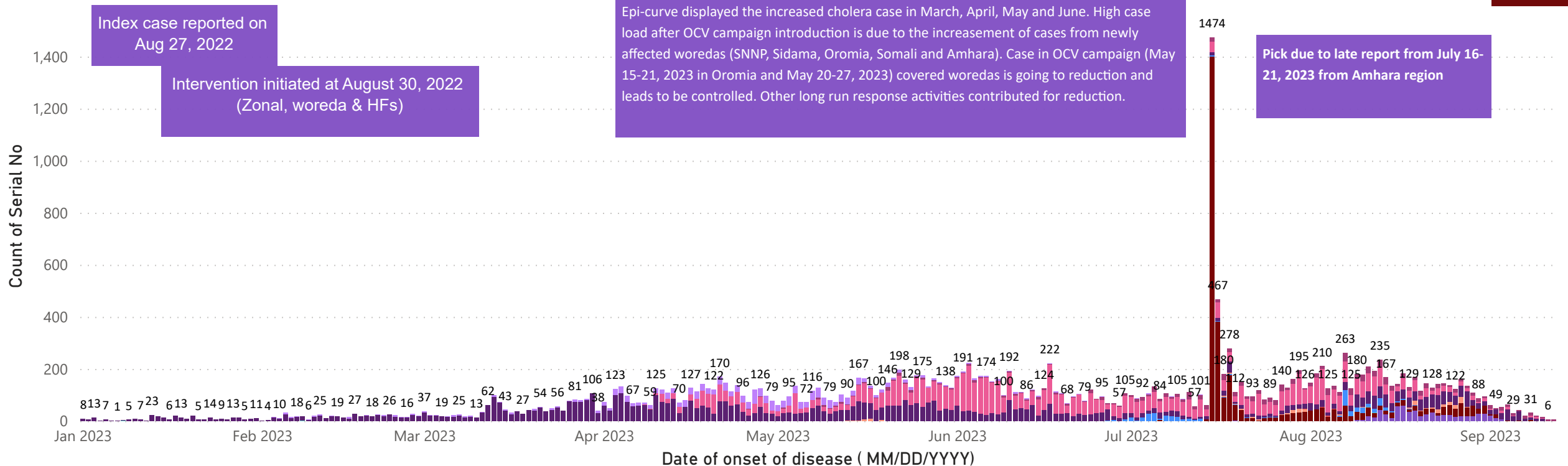
180

97.9

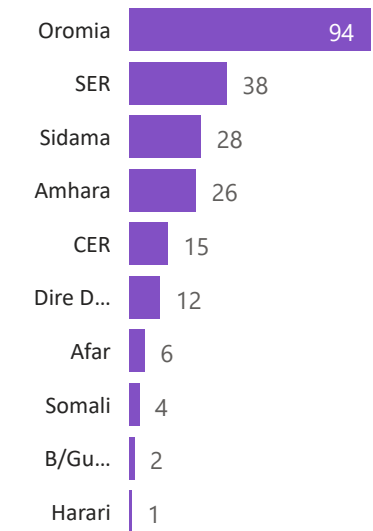
1.38

n=23360

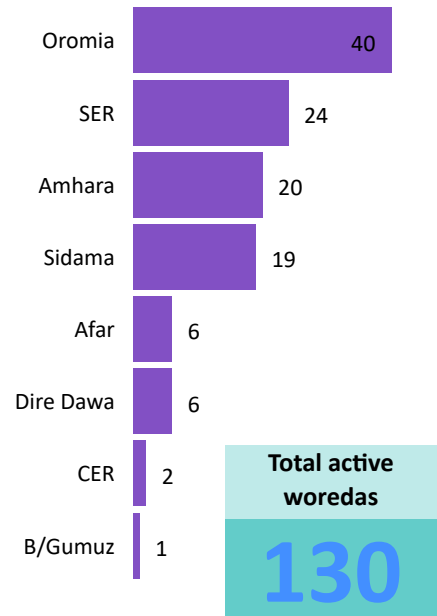
Pick due to late report from July 16-21, 2023 from Amhara region



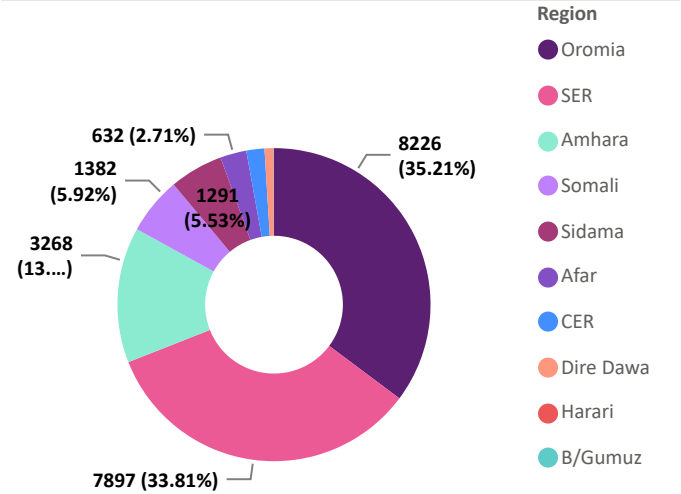
So far cholera affected
woredas since January 1/2023



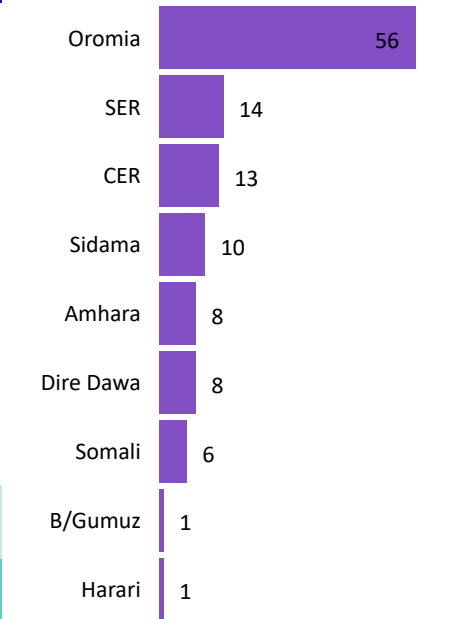
Woredas in ongoing cholera,
Ethiopia



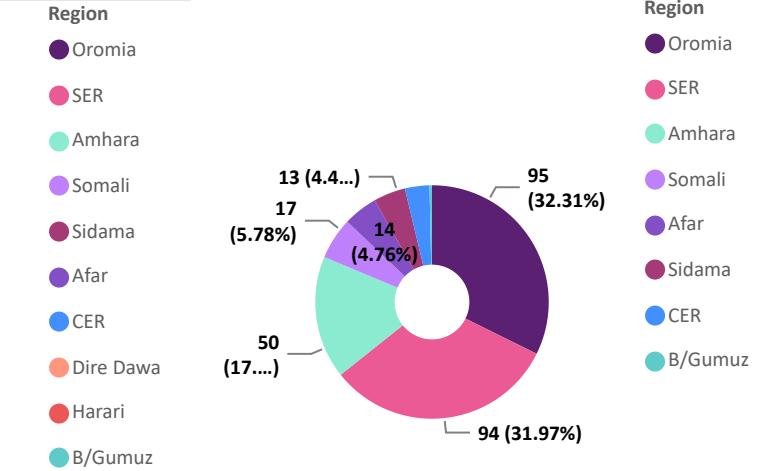
Cholera case by region, since January 1/2023



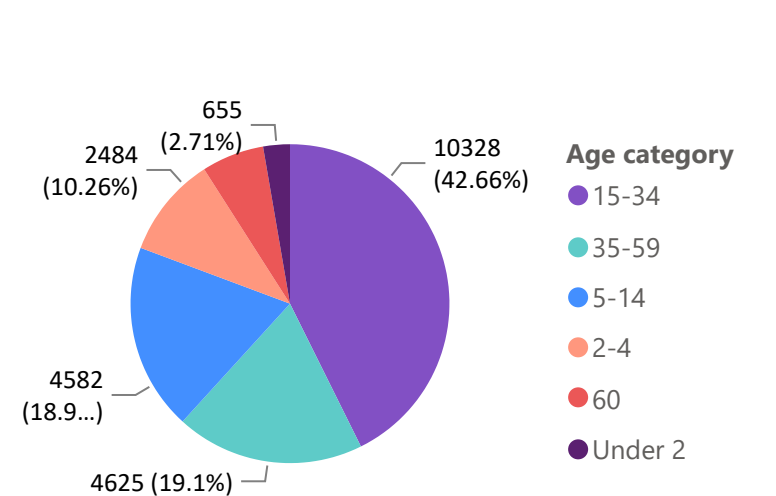
Controlled woredas, Ethiopia



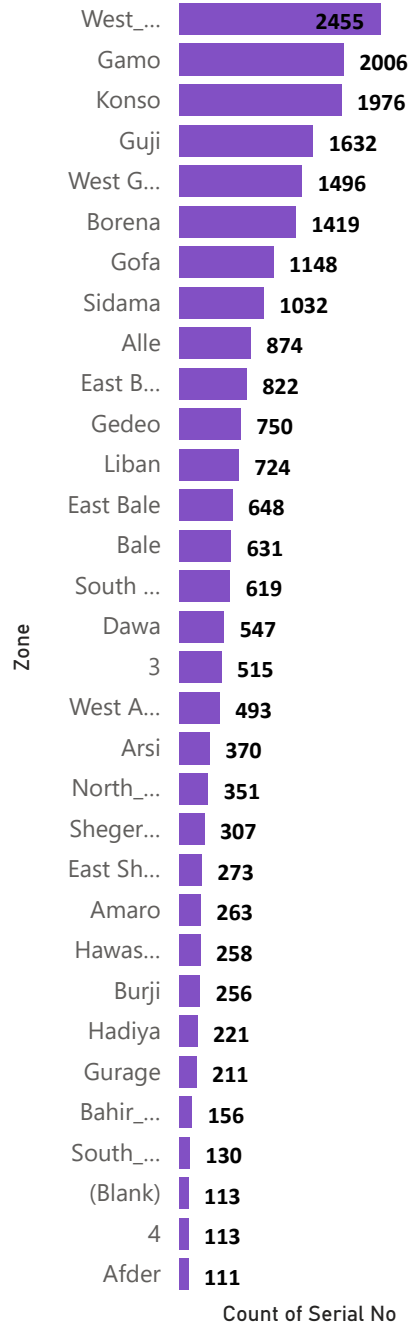
Death due to cholera by region, January 1/2023



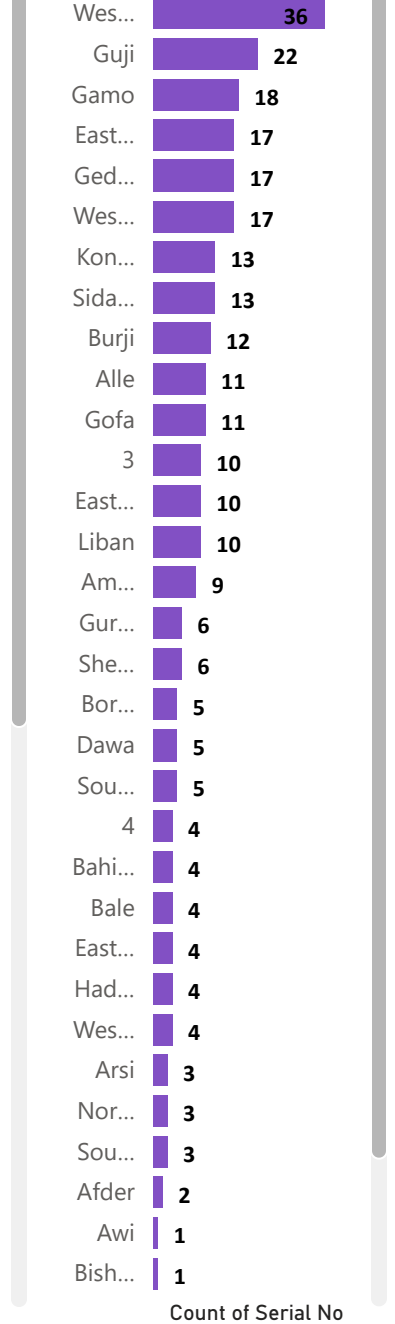
Cholera case by age category, Ethiopia



Cholera case by zone, since January 1/2023

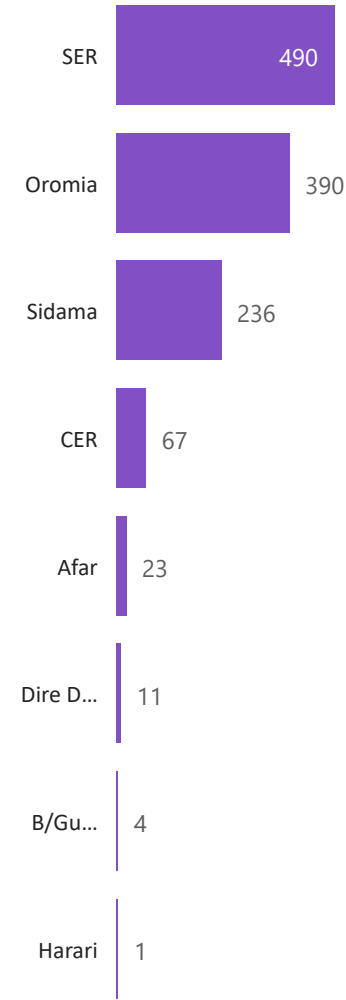


Death due cholera by zone,
January 1/2023

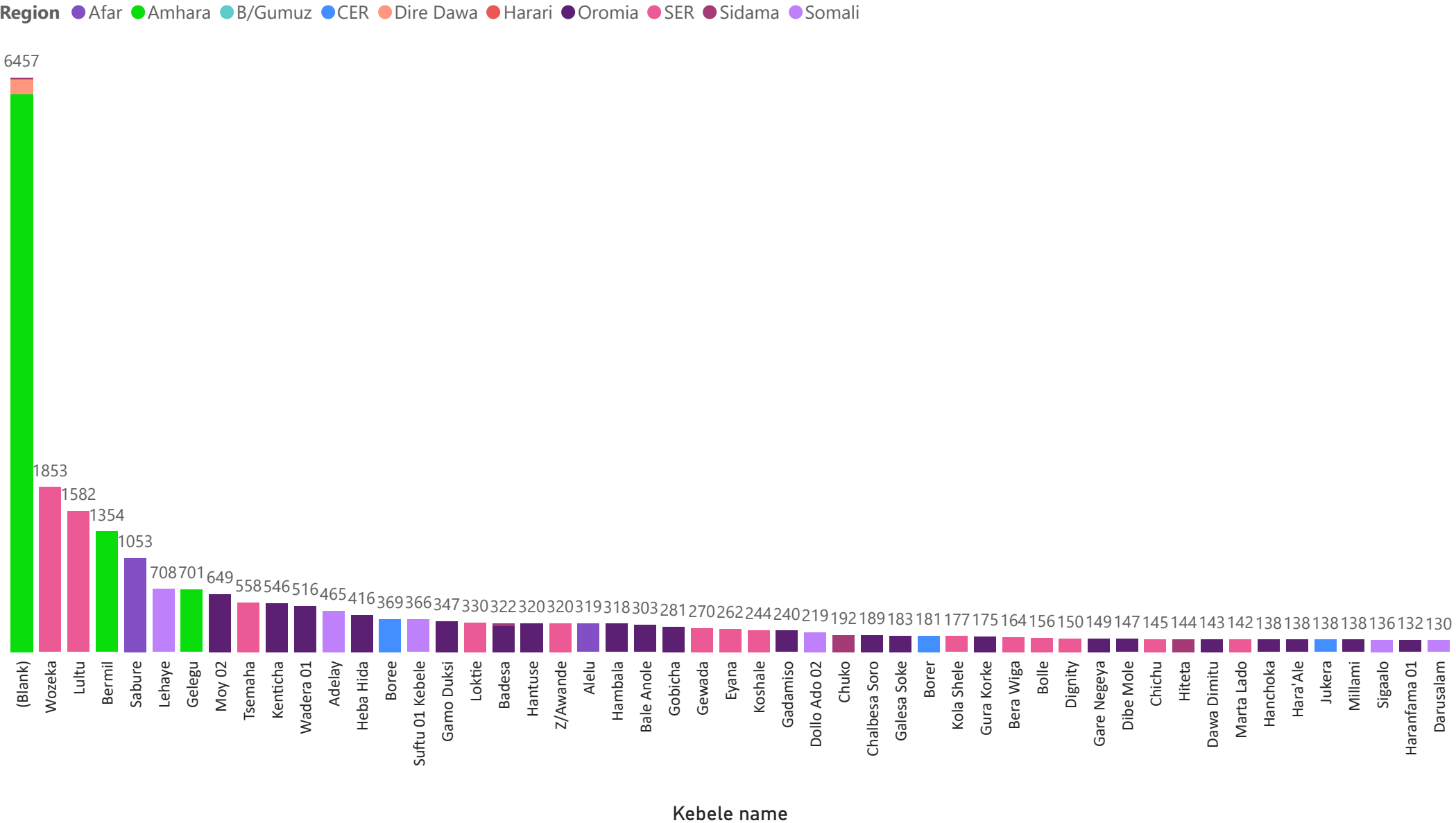


Number of cholera affected kebele & cases (#)

Number of Kebele in active outbreak since January 2023, Ethio...



Number of Kebele in active outbreak since January 2023, Ethiopia





Bacterial Disease Surveillance and Response Weekly SITREP, Ethiopia

Region	Zone	Woreda	Case	Death	Zero day report	Woreda status
Oromia	Arsi	Bokoji Town	3		20	Active
Oromia	Arsi	Digalu Tijo	20	1	12	Active
Oromia	Arsi	Honkolo Wabe	14		22	Active
Oromia	Arsi	Lemu Bilbilo	149		12	Active
Oromia	Arsi	Munesa	6		8	Active
Oromia	Arsi	Robe	60	2	12	Active
Oromia	Arsi	Seru	110		13	Active
Oromia	Arsi	Shirka	6		22	Active
Oromia	Bale	Gasera	160		13	Active
Oromia	Bishoftu Town	Bishoftu Town	11	1	12	Active
Oromia	East Bale	Gololcha	158	2	8	Active
Oromia	East Shewa	Bora	13		27	Active
Oromia	East Shewa	Fentale	65		21	Active
Oromia	East Shewa	Liben Chukala	183	4	28	Active
Oromia	East Shewa	Lume	4		24	Active
Oromia	East Shewa	Metahara	3		29	Active
Oromia	East Shewa	Metahara Town	3		21	Active
Oromia	Guji	Bore	2		39	Active
Oromia	Shashemene Town	Shashemene Town	3		42	Active
Oromia	West Arsi	Gedeb Hasasa	140	3	12	Active
Oromia	West Arsi	Heban Arsi	3		13	Active
Oromia	West Arsi	Kofale	11		10	Active
Oromia	West Arsi	Wondo	11		21	Active
Oromia	West Guji	Abaya	29		21	Active
Oromia	West Guji	Gelana	281	6	21	Active

Region	Zone	Woreda	Case	Death	Zero day report	Woreda status
Oromia	Sheger City	Burayu Sub City	85	1	15	Active
Oromia	Sheger City	Furi Sub City	10		16	Active
Oromia	Sheger City	Gefersa Guje Subcity	15		19	Active
Oromia	Sheger City	Koye Fache Sub City	61		11	Active
Oromia	Sheger City	Laga Tafo Laga Dadi Sub City	41		10	Active
Oromia	Sheger City	Melka Nono Sub City	11		38	Active
Oromia	Sheger City	Sululta Sub City	82	5	21	Active
Sidama	Hawassa City	Hawell Tulla	83		6	Active
Sidama	Hawassa City	Hayek Dar	2		31	Active
Sidama	Hawassa City	Misrak	2		24	Active
Sidama	Hawassa City	Tabor	158		35	Active
Sidama	Hawassa City	Wondogenet Town	1		26	Active
Sidama	Sidama	Aleta Chuko Town	7		19	Active
Sidama	Sidama	Aleta Chuko Woreda	17		11	Active
Sidama	Sidama	Aleta Wondo	80		35	Active
Sidama	Sidama	Bensa	22	1	6	Active
Sidama	Sidama	Bona	74	1	7	Active
Sidama	Sidama	Dara	271	2	6	Active
Sidama	Sidama	Gorche	9	1	19	Active
Sidama	Sidama	Habella Lexa	1		39	Active
Sidama	Sidama	Hawassa Zuria	61	2	6	Active
Sidama	Sidama	Hayek Dar	1		32	Active
Sidama	Sidama	Hula	15		27	Active
Sidama	Sidama	Hulla	13		34	Active
Sidama	Sidama	Malga	133	1	14	Active
Sidama	Sidama	Shafamo	6		32	Active
Sidama	Sidama	Wondogenet	64	1	17	Active
Sidama	Sidama	Wondogenet Town	147	2	6	Active

Note: Dark red = woredas reporting/7 days, light red = woredas reporting/8-21 days & green = reporting zero for more than 21 days



Bacterial Disease Surveillance and Response Weekly SITREP, Ethiopia

Region	Zone	Woreda	Case	Death	Zero day report	Woreda status
Dire Dawa		Addis Ketema	5		22	Active
Dire Dawa		Jeldesa	38		39	Active
Dire Dawa		Legahare	61		22	Active
Afar	3	Amibara	86		17	Active
Afar	3	Awash 7 Kilo Town	6	3	32	Active
Afar	3	Awash Fentale	366	6	15	Active
Afar	3	Dulecha	33	1	27	Active
Afar	3	Hanruka	24		15	Active
Afar	4	Amibara	1		16	Active
Afar	4	Teru	112	4	16	Active
Afar	5	Awash Fentale	1		16	Active
Afar	6	Awash Fentale	1		16	Active
Afar	7	Awash Fentale	1		16	Active
Afar	8	Awash Fentale	1		16	Active
Amhara	Bahir_Dar_City	Bahir Dar Town	156	4	10	Active
Amhara	Central_Gondar	Alefa	18		28	Active
Amhara	Central_Gondar	Chilga 1	10		26	Active
Amhara	Central_Gondar	East Dembia	10		21	Active
Amhara	Central_Gondar	Tach Armachiho	6		36	Active
Dire Dawa	Dd	Addis Ketema	1		23	Active
Dire Dawa	Dd	Goro	1		22	Active
Dire Dawa	Dd	Legahare	39		21	Active
Dire Dawa	Dd	Wahil	2		22	Active
Amhara	Debre_Birhan_City	Debre Birhan Town	12		22	Active
Dire Dawa	Dire Dawa	Addis Ketema	2		28	Active
Dire Dawa	Dire Dawa	Dire Dawa	5		26	Active
Dire Dawa	Dire Dawa	Jeldesa	38		39	Active
Dire Dawa	Dire Dawa	Legahare	2		25	Active
Amhara	East_Gojjam	Motta	4	1	22	Active
Amhara	Gondar_City	Gondar Town	54		18	Active

Region	Zone	Woreda	Case	Death	Zero day report	Woreda status
CER	Gurage	Abeshge	151	4	33	Active
CER	Gurage	Sodo	60	2	29	Active
SER	Amaro	Amaro	263	9	41	Active
SER	Gamo	Arba Minch Town	442	3	17	Active
SER	Gamo	Arba Minch Zuria	401	3	13	Active
SER	Gamo	Arbaminch Zuria	412	3	8	Active
SER	Basketo	Basketo	5		34	Active
SER	Burji	Burji	127	5	42	Active
SER	Burji	Burji Special	129	7	42	Active
SER	Gedeo	Chelelekitu Ta	107		27	Active
SER	Gedeo	Chelelektu Ta	83		27	Active
SER	Gofa	Demba Gofa	294	2	38	Active
SER	Gofa	Denba Gofa	298	2	25	Active
SER	Gedeo	Dilla Town	89		20	Active
SER	Gedeo	Dilla Zuria	170	6	9	Active
SER	Gamo	Kamba Town	48		14	Active
SER	Gamo	Kamba Zuria	24	1	25	Active
SER	Konso	Karat Zuria	422	6	36	Active
SER	Konso	Kena	494	4	34	Active
SER	Gedeo	Kochere	108	4	30	Active
SER	Gedeo	Kochore	97	3	30	Active
SER	South Omo	North Ari	201	3	39	Active
SER	Gofa	Sawla	284	2	14	Active
SER	Konso	Segen Zuria	990	3	34	Active
SER	Gedeo	Wonago	85	3	40	Active
SER	Gofa	Zalla	227	5	22	Active



Bacterial Disease Surveillance and Response Weekly SITREP, Ethiopia

Region	Zone	Woreda	Case	Zero day report	Woreda status
▼					
Somali	Afder	Charati	49	67	Controlled
Somali	Afder	Dolobay	62	102	Controlled
Somali	Dawa	Moyale/Sml	547	95	Controlled
Sidama	Sidama	Aroresa	3	86	Controlled
Sidama	Sidama	Bursa	1	46	Controlled
Sidama	Sidama	Chabe Gambeltu	17	63	Controlled
Sidama	Sidama	Dara Otilcho	87	53	Controlled
Sidama	Sidama	Hoko	2	65	Controlled
Sidama		Malga	1	45	Controlled
Sidama	Sidama	Shebedino	1	115	Controlled
SER	Alle	Alle Special	874	69	Controlled
SER	Gamo	Arbaminch Town	45	56	Controlled
SER	South Omo	Bena Tsemay	193	78	Controlled
SER	Gofa	Beto Town	3	127	Controlled
SER	Gamo	Garda Marta	436	110	Controlled
SER	Gamo	Gerese Town	8	79	Controlled
SER	Gamo	Gerese Zuriya	190	101	Controlled
SER	South Omo	Hamer	15	80	Controlled
SER	Konso	Karat Town	58	53	Controlled
SER	Konso	Kolme	12	44	Controlled
SER	South Omo	Malle	208	44	Controlled
SER	South Omo	Salamgo	2	76	Controlled
SER	Gofa	Uba Debretsehay	42	128	Controlled
SER	Gedeo	Yirgachefe	11	98	Controlled
CER	Hadiya	Anlemo	3	63	Controlled
CER	Hadiya	Duna	1	75	Controlled
CER	Hadiya	East Badawacho	10	67	Controlled
CER	Hadiya	Gibe	2	65	Controlled
CER	Hadiya	Gimbicha			
CER	Hadiya	Gambela			

Number of controlled woredas

116

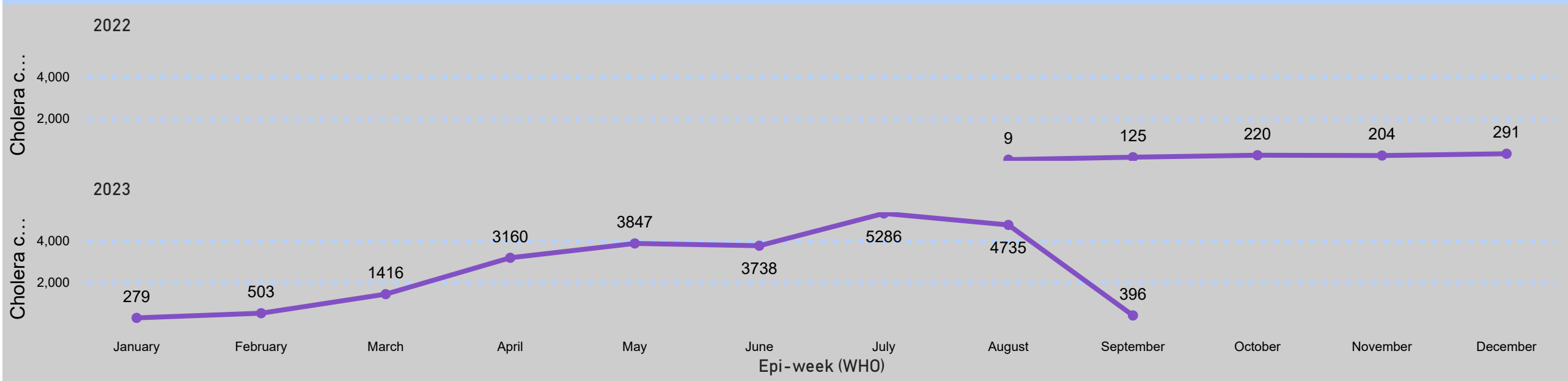
Region	Zone	Woreda	Case	Zero day report	Woreda status
▲					
Oromia		Awaday	1	127	Controlled
Oromia		Awale	1	126	Controlled
Oromia		Dadar	1	125	Controlled
Oromia	Arsi	Bokoji	2	90	Controlled
Oromia	Bale	Berbere	246	482	Controlled
Oromia	Bale	Delo Mena	22	340	Controlled
Oromia	Bale	Goro	538	373	Controlled
Oromia	Bale	Gura Damole	23	509	Controlled
Oromia	Bale	Harena Buluk	71	347	Controlled
Oromia	Bishoftu Town	Chefe Donsa	2	64	Controlled
Oromia	Bishoftu Town	Sebeta Hawas	2	60	Controlled
Oromia	Borena	Dire	35	106	Controlled
Oromia	Borena	Dubuluk	73	82	Controlled
Oromia	Borena	Elweye	3	113	Controlled
Oromia	Borena	Guchi	32	113	Controlled
Oromia	Borena	Miyo	61	80	Controlled
Oromia	Borena	Moyale	96	109	Controlled
Oromia	Borena	Moyale Town	754	105	Controlled
Oromia	Borena	Teltele	339	85	Controlled
Oromia	Borena	Yabelo	10	112	Controlled
Oromia	Borena	Yabelo Town	16	113	Controlled
Oromia	East Bale	Dawe Kachen	145	595	Controlled
Oromia	East Bale	Ginir	262	116	Controlled
Oromia	East Bale	Ginir Town	46	109	Controlled
Oromia	East Bale	Lege Hida	1	190	Controlled
Oromia	East Bale	Raitu	37	175	Controlled
Oromia	East Borena	Arero	3	100	Controlled
Oromia	East Borena	Goro Dola	371	135	Controlled
Oromia	East Borena	Gumi Eldallo	85	136	Controlled
Oromia	East Borena	Liben	160	132	Controlled

Region	Zone	Woreda	Case	Zero day report	Woreda status
▼					
Somali	Liban	Dollo Ado	724	87	Controlled
Somali	Liban	Guradamole /Sml	155	286	Controlled
Somali	Liban	Kersadula	44	286	Controlled
Sidama	Hawassa City	Addise Ketema	5	59	Controlled
Sidama		Malga	1	45	Controlled
Sidama	Hawassa City	Mehal	1	101	Controlled
Sidama	Hawassa City	Meneharia	6	116	Controlled
Oromia	West Arsi	Adaba	1	73	Controlled
Oromia	Guji	Adola Rede	7	149	Controlled
Oromia	Guji	Adola Woyu	10	132	Controlled
Oromia	Guji	Aga Wayu	221	71	Controlled
Oromia		Awaday	1	127	Controlled
Oromia		Awale	1	126	Controlled
Oromia	West Guji	Birbirs Kojowa	44	49	Controlled
Oromia	West Guji	Bule Hora	134	71	Controlled
Oromia	Bishoftu Town	Chefe Donsa	2	64	Controlled
Oromia		Dadar	1	125	Controlled
Oromia	West Arsi	Dodola	15	48	Controlled
Oromia	West Arsi	Dodola Town	33	43	Controlled
Oromia	West Guji	Dugda Dawa	111	69	Controlled
Oromia	Sheger City	Gelan Guda Sub City	2	46	Controlled
Oromia	Guji	Girja	522	344	Controlled
Oromia	West Arsi	Girja	5	69	Controlled
Oromia	Guji	Hoborso	1	146	Controlled

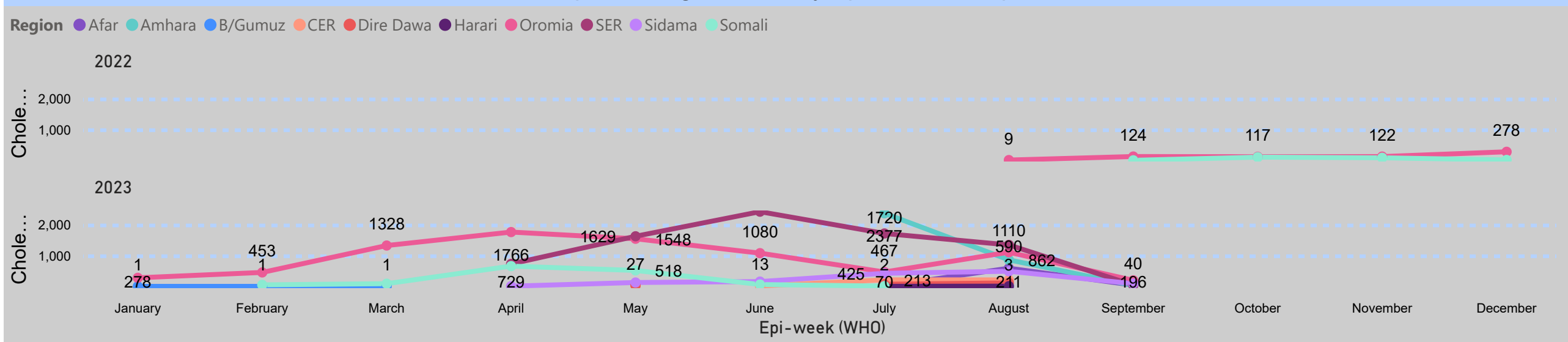


Bacterial Disease Surveillance and Response Weekly SITREP, Ethiopia

Cholera epidemiological trend by Epi-week, Ethiopia, 2022



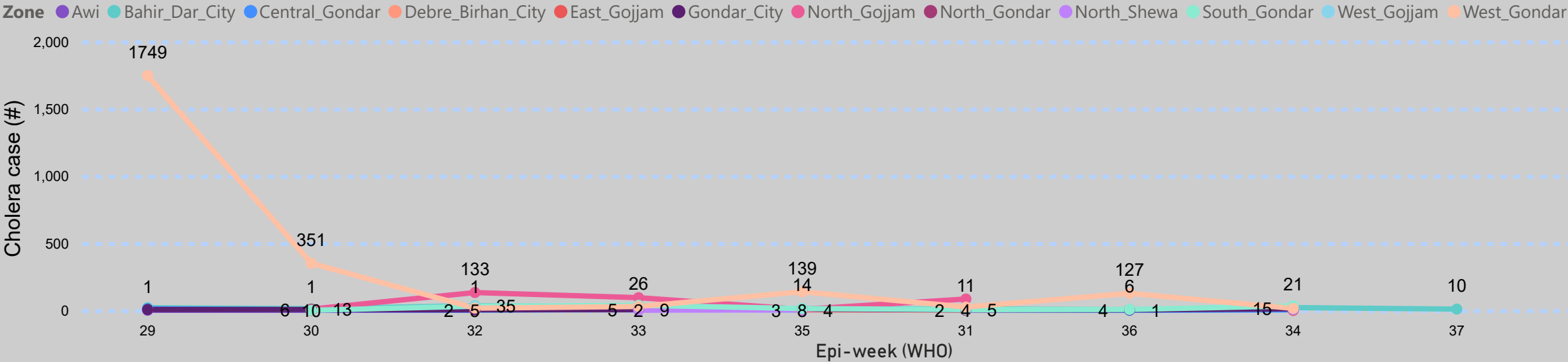
Cholera epidemiological trend by Epi-week, Ethiopia, 2022





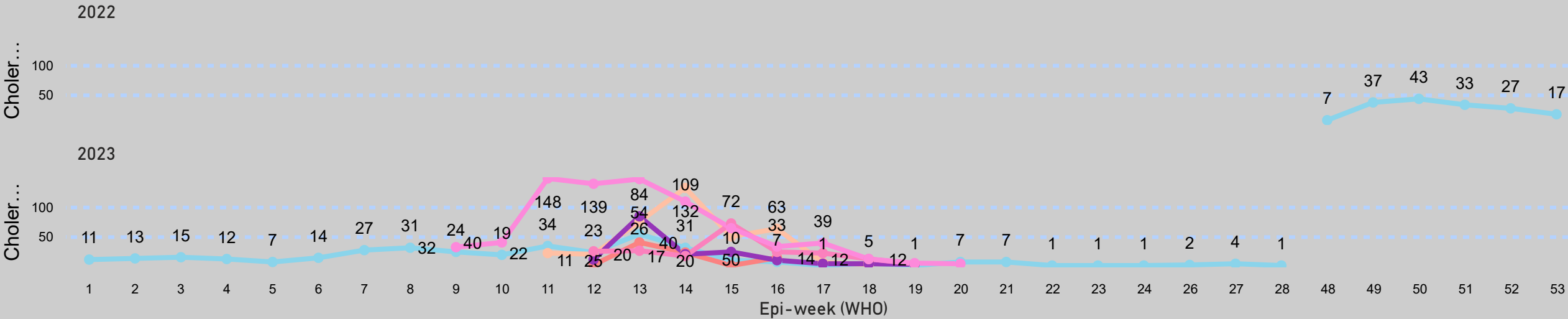
Bacterial Disease Surveillance and Response Weekly SITREP, Ethiopia

Cholera trend by Epi-week, Zone/Amhara



Cholera trend by Epi-week, Guji zone/Oromia

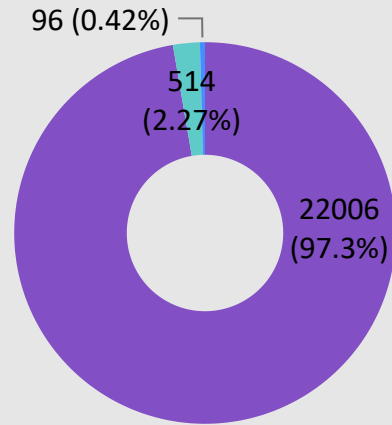
Woreda ● Girja ● Goro Dola ● Gumi Eldallo ● Liben ● Negele Town ● Wadera





Bacterial Disease Surveillance and Response Weekly SITREP, Ethiopia

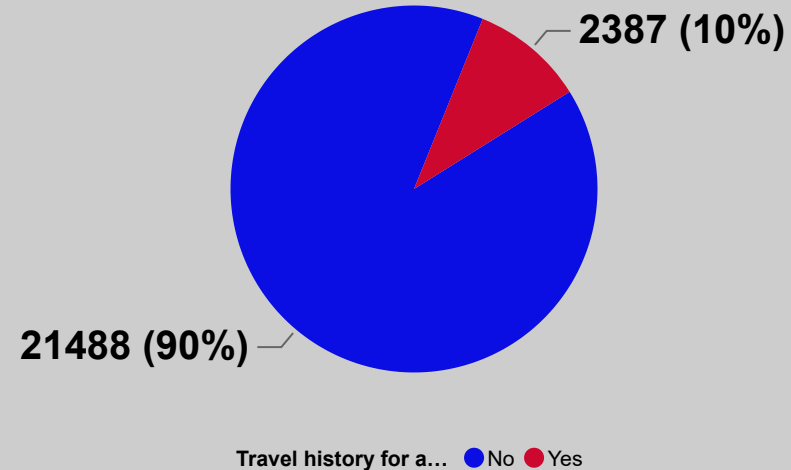
OCV vaccination status (0, 1 & 2) of cholera patients, Ethiopia



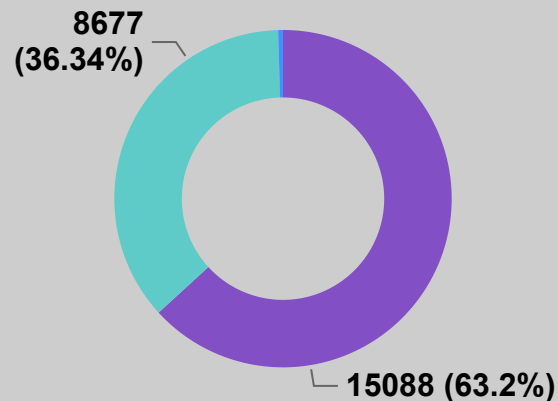
Vaccination stat... 0 1 2

n= 23360

Travel history of cholera patients by woreda, Ethiopia

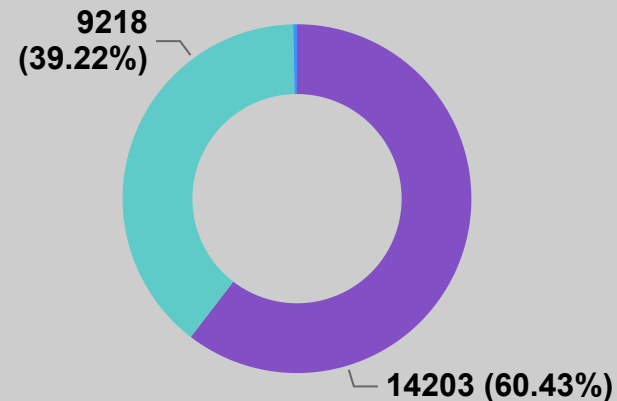


Cholera patients having toilet (Data source is line list)



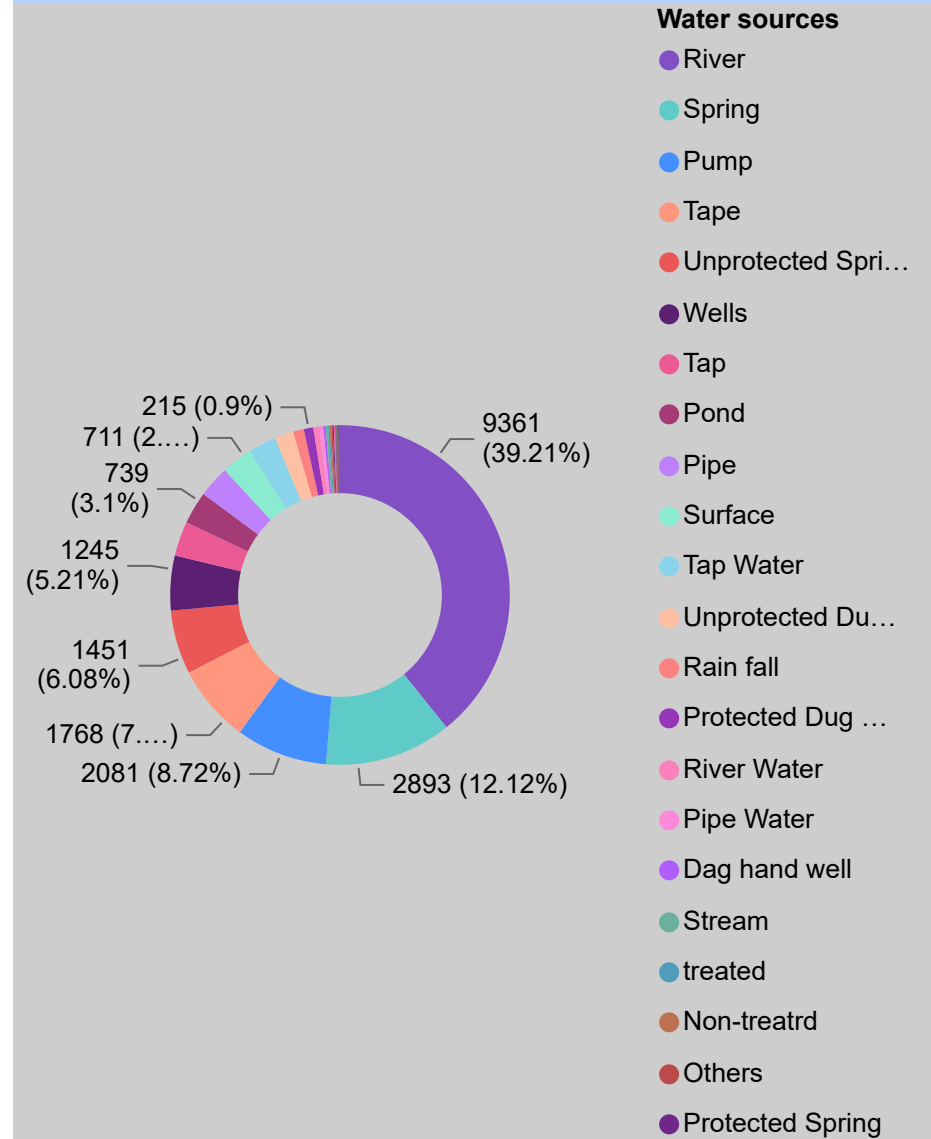
latrine (... 0 1 2

Contact history of cholera patients by woreda, Ethiopia



Contact wit... 0 1 2

Water source for cholera patients, Ethiopia (Source: cholera line list)



Water sources

- River
- Spring
- Pump
- Tape
- Unprotected Spring
- Wells
- Tap
- Pond
- Pipe
- Surface
- Tap Water
- Unprotected Dug Well
- Rain fall
- Protected Dug Well
- River Water
- Pipe Water
- Dag hand well
- Stream
- treated
- Non-treatrd
- Others
- Protected Spring



Bacterial Disease Surveillance and Response Weekly SITREP, Ethiopia

Coordination for cholera outbreak intervention activities

- **Eight National Joint RRT (EPHI and AVOHC from WHO & ACDC) is deployed in 6 affected regions. For other regions, deployment is under facilitation.**
- **Operational cost and supply support concept note was submitted for CDC USA and USAID**
- Coordination meeting (national TWG/week (51 times), regional TWG/week & Woreda TF/day)
- Third round cross-border/IGAD coordination meeting was conducted on synchronized OCV on Mandera triangle (Ethiopia, Kenya and Somalia)
- Daily coordination meeting is ongoing (as report of woredas)
- Daily line list reporting from Epi-centers
- Alert letter is sent to neighboring regions
- Training is provided to **3485** HCWs in Oromia, Somali, SNNP, Sidama, Tigray, SWEPR & Amhara regions
- Daily TF meeting with daily sharing of minutes (Kersadula)
- National RRT is deployed in for all cholera outbreak affected woredas, zones & region
- Cholera preparedness assessment was done in Tigray region
- Joint (EPHI & WHO) assessment was done and action points were forwarded to B. Gumuz and Oromia regional

PARTNERS SUPPORTING CHOLERA RESPONSE

- Oromia Region: WHO, UNICEF, GOAI Ethiopia, IOM, FIDO, Red cross (IFRC & ERRCS) & Government
- Somali region: WHO, MSF-Holland, UNICEF, IOM, Save the children, CARE, Pastoralist concern, Islamic relief agency
- SNNP and Sidama: WHO, UNICEF, CUAM, Goal, MSF, IRC, WVI, SWAN, IOM, SCI, Plan international

Surveillance for cholera outbreak intervention activities

- A RRTs are redeployed (EPHI, RHB, WHO, UNICEF, MSF-H, GOAL, IRC, SCI, Care, Islamic relief and Pastoralist concern)
- Case definitions are printed and distributed for HFs
- Ongoing active searching, contact tracing and disinfection & sensitization
- RRT verified and investigated all reported alert and rumor in Oromia, Somali, SNNP & Sidama
- A total 1176 stool samples were collected and tested (90.1% positive for RDT and/ Culture). From 848 RDT tested, 772(91%) were RDT positive while among 328 culture tested. 288 (69.5%) were positive in all affected districts.

WaSH Cholera outbreak intervention activities

- 285 latrines were built and utilization monitoring is done, and ongoing
- 35 water schemes maintenance
- 156 water schemes disinfection is done and ongoing
- 21 water points were established
- Six EMWAT kit is installed (5 in Oromia and 1 Somali)
- Water treatment chemicals were distributed
- Water trucking is done, and it is ongoing

Case management for cholera outbreak intervention activities

- Totally **192 CTCs (will be updated to consider newly affected woredas)** have been established in Oromia (73) & Somali (2), SNNP (75), Sidama/Hawassa (22) & Amhara (16), DD(2), Harari(1), B.Gumiz(1). ORPs at HFs are functional at all affected woredas. Among these CTCs, 10 CTCs are standard.
- All HPs and HFs of affected woredas established ORP
- Household disinfection being done in integration with contact tracing team
- Onsite capacity building being given by the deployed RRT
- Case management officers have been oriented on job by the deployed RRT
- Line list included nutritional variables
- MSF-H is supporting case management, standardizing CTC and train HCWs of case management

RCCE for cholera outbreak intervention activities

- Key messages of Cholera prevention disseminated in all districts affected by cholera through volunteers and health workers using megaphones reaching 41,800 people
- Islamic Affairs Supreme Council (IASC) are undertaking promotion
- Oromia region, Panel discussion was conducted by the regional health and water bureaus
- School based sensitization is going
- Health education is providing at religious, community and HFs
- Guideline, posters, job aids are delivered to HFs
- Social mobilization by Megaphones



Bacterial Disease Surveillance and Response Weekly SITREP, Ethiopia

3

Regions for recent OCV

12

Zones for recent OCV

21

Woredas for recent OCV

53

Kebeles for recent OCV

Highlight on OCV campaign 2022 and 2023 for current cholera epidemics (Started in August 27/2022), Ethiopia

- **4th round of ICG support: 1,917,913** OCV doses were supported from ICG for Amhara region outbreak response and pre-campaign is ongoing for Sep 4-10, 2023. [Pre-campaign activities like micro-plan preparation, training \(zoom/face to face\), team deployment, orientation to leadership, call for partnership, media engagement.](#)
- **3rd round of ICG support: 2,230,038** OCV dose campaign has cascaded in SNNP, Sidama, Oromia in August 10-17, 2023 with 99.4% coverage.
- **2nd round of ICG support: 1,910,416** were approved on March 30, 2023 and imported on April 11, 2023. Campaign **started in targeted woredas on May 15, 2023 and vaccinated** 1,909,407 (99%)
- **1st round of ICG support:** ICG approved **86,910** among 2,000,466 requested doses and imported on December 20, 2022. OCV campaign conducted to January 13-19, 2023 in Oromia while Somali (Dolo Ado & Bokollmayo woredas) was on Feb 22, 2023

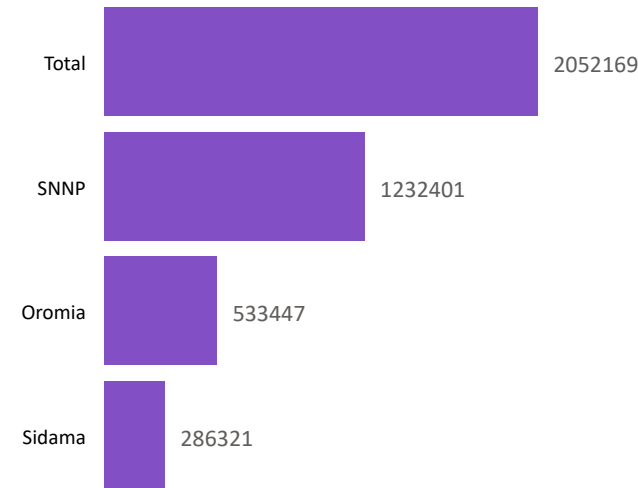
Major activities done during campaign:

- OCV campaign daily performance evaluation zoom meeting (National)
- Daily OCV campaign performance reporting
- Zonal & woreda leadership engagement
- Integration of other outbreak responses (active case searching, contact tracing, WaSH, RCCE, on job orientation)
- Daily updating and feedback
- Launching OCV campaign with MoH state minister, EPHI DG, regional health bureau, regional PHI DG

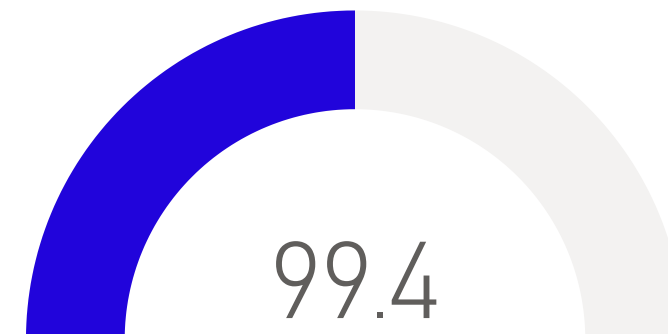
Identified gaps during OCV campaign:

- Geography & seasonal rainfall
- RL & ORS shortage in Ginir/Oromia and Moyale/Somali

OCV for current cholera epidemics, Ethiopia, 2022




National OCV campaign coverage for current cholera epidemics, Ethiopia, 2022



Recent (August 10-17, 2023) OCV vaccination coverage by woreda, Ethiopia, 2023

● Total vaccinated for OCV (#) ● Coverage (%)





Bacterial Disease Surveillance and Response Weekly SITREP, Ethiopia

Logistics for cholera outbreak intervention activities

EPHI in collaboration to partners & sub-national gov is responding for cholera outbreak.

EPHI (EPSS)'s new support

- Case management logistics (for Oromia, Amhara, SNNP, Sidama, DD, Harari,)
- **7 cars are facilitated to support outbreak response in SNNP and Sidama**

UNICEF's new support:

- A total of **148** CTCs were mobilized in nationwide

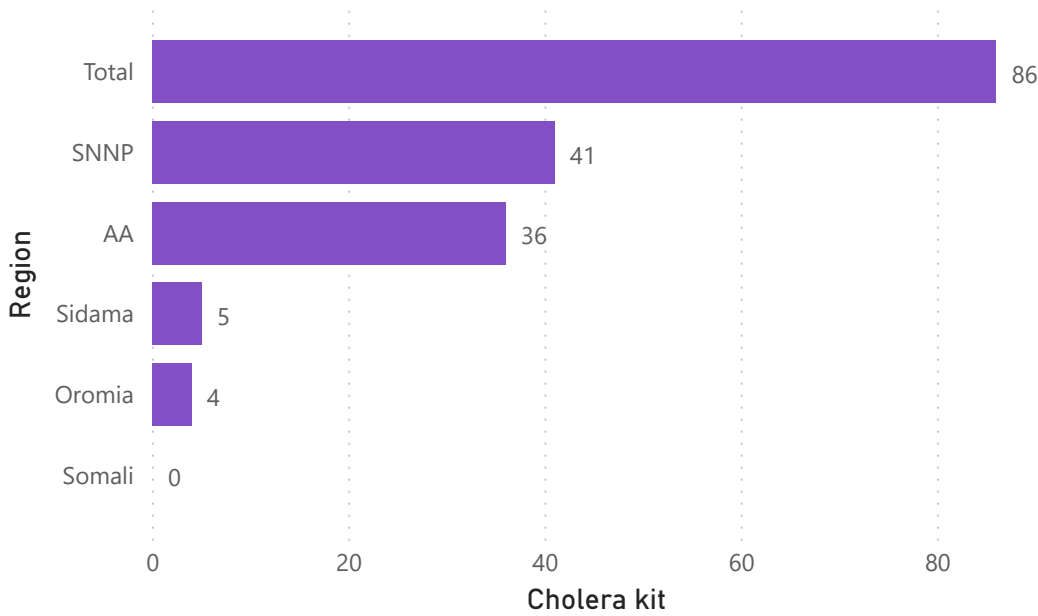
WHO's new support:

- Different cholera kits have supported for Amhara, DD, Harar, Afar and Oromia

CDC USA's new support:

- 20 RDT kits(10 pieces) donated from Atlanta

Cholera kit support from WHO & UNICEFby Region, June 25-July 7/2023



Cholera supplies were distributed to the regions from July 20- August 15, 2023

Regions	Zones/Subcity	Woredas	Items	Qty	Cost in \$	# of Cases to be treated by kits
Addis Ababa	Nifas Silk Lafto Subcity	Woreda 10	Cholera treatment Kits	9	41096	900
Addis Ababa	Addis Ketema Sub city	Woreda 10	Cholera treatment Kits	10	50446	1000
Total				19	91542	1900
Amhara	Bahirdar	Bahirdar	Cholera treatment Kits	84	74375	8400
Amhara	West Gondar	Metema	Cholera treatment Kits	4	2328	400
Amhara	West Gondar	Quara	Cholera treatment Kits	23	6891	2300
Total				111	83594	11100
Diredawa	Dire dawa	Dire Dawa	Cholera treatment Kits	12	2964	1200
Oromia	West Guji Zone	Bule hora	Cholera treatment Kits	4	6106	400
Oromia	West Arsi Zone	Shashemene	Cholera treatment Kits	3	1305	300
Oromia	Sheger City	Sheger City	Cholera treatment Kits	11	4387	1100
Total				30	14763	3000
Tigray	Shire	Shire	Cholera treatment Kits	43	84590	4300
Grand total				203	274489	20,300.00

Cholera RDT mobilized from partners from August 15-22,2023

Items	QTY	Cost in \$	Mobilized from
Cholera RDT	200	380	CDC
Cholera RDT	370	703	WHO
Total	570	1083	

Note: Others cumulative partners' support summery is ongoing



Bacterial Disease Surveillance and Response Weekly SITREP, Ethiopia

Major gaps & challenges cholera outbreak control

- **Vehicle shortage affects response operation and national RRT deployment for 28 days**
- OCV shortage for newly affected districts in their respective regions
- WASH challenged especially low access to safe water, low latrine coverage, open defecation
- High risk of spreading further in IDPs, and due to marketing, insecurity,
- High CFR as compared to national standards
- Insecurity in Amhara and Oromia (Guji, West Guji, East Borena) and B. Gumuz regions affects field response operations of increase outbreak duration and further spreading
- Delay of information when emerging Epi-centers/Line list & alerts
- Inadequate operational costs, shortage of safe water at CTC, shortage of RCCE printed materials, shortage of mobile van and household spray

Prioritized next actions to control cholera outbreak

- Following deployed national joint RRT (EPHI, AVOHC, WHO, UNICEF) to control cholera outbreak in 28 days in all affected woredas and it is under facilitation.
- Following Amhara region OCV pre-campaign activities
- Quick cholera outbreak preparedness pillar based assessment in AA with joint mission (EPHI, MoH, MoWE, WHO, UNICEF and others)
- Strengthen WaSH-IPC activities (water quality monitoring, CTC standardization)
- Strengthen RCCE (Media spot, tele text for community)
- **Following OCV requested for newly region**
- Strengthen cholera outbreak response and its control
- Conduct national review meeting on cholera outbreak response and control performance by inviting regional health bureau heads, water bureau heads, zonal health & water health department heads, regional/zonal/woreda PHEM coordinators in the presence EPHI DG and national relevant partners country directors
- Ensure participation of regional PHEM coordinators for national TWG meeting
- Strengthen active case searching and contact tracing of cholera cases
- Strengthen cross border collaboration with Kenya, Somalia, South Sudan
- Strengthen support for daily update from all health structures and provide evidence based feedback
- Strengthen national TWG meetings **once a week on Tuesday from 11:00 am to 12:00 noon with** sharing its minutes and cholera daily SITREP



Bacterial Disease Surveillance and Response Weekly SITREP, Ethiopia

Disclaimer

- This cholera daily SITREP is produced based on the line list/figures/task force minutes reported from the regional (Oromia, Somali, SNNP, Sidama and Amhara) Public Health Emergency Management.
- This daily base cholera outbreak SITREP is published by bacterial disease surveillance and response case team in Disease and health events surveillance and response directorate, Ethiopian public health Institute/EPHI, Public Health Emergency Management (PHEM). The aim of this SITREP is to inform decision makers in the institute/FMOH, UN agencies and others NGOs about outbreaks.

Chief Editor

Mr. Yeshambel Worku (BSc in PH, RH/MPH, F.Epi/MPH)

E-mail: workuyeshambel19@gmail.com

+251966750922

Dr. Moti Edosa (MD, Field Epidemiologist)

E-mail: motiedosa7@gmail.com


Mobile: +2519 13 35 48 01

Reviewers:

Mr. Mesfin Wossen (BSc in PH, MPH) DHESR Directorate Director

Bacterial Disease Surveillance and Response Case Team members

[For further information on cholera, call 8335](#)




<https://ephi.gov.et>



<https://twitter.com/EPHIethiopia>



<https://www.facebook.com/EPHIethiopia>



<http://info@ephi.gov.et>



8335