



**Date : October 3, 2023**

**Epi-week  
39, 2023**

# Volume 205

## Highlight

- Ethiopia is on ongoing cholera outbreak in **113 woredas** [Oromia (37), Ser(14), Cer(5), Sidama (15), Amhara (21), Afar (8), B.Gunuz(3), Dire Dawa(10), Harari(1)]. **Among 113 active woredas (zero case report within 42 days), 7 are actively reported in last 7 days, 43 woredas reporting zero case for 8-21 days and 63 are reporting zero case for more than 21 days.**
- 115 cases were lately reported as of October 3, 2023. **25** cases newly seen at HF and **21** cases in date of onset after previous reporting date, Sep 27, 2023
  - Among cholera patients, 15-34 and 5-14 age groups accounted 42% and 19% respectively.
  - Current inpatients in the CTC = 54
  - From Amhara (4012 cases and 76 deaths by line list and phone text), non line listed additional 359 cases and deaths of 14 were reported in phone text.
  - Since august 27, 2022, a total of **25,044 (851 were in 2022)** from **233** woredas have affected woredas (Oromia(93), Ser(30), Cer(19), Amhara(30), Sidama(23), D.Dawa(13), Somali(6), Afar(9), B.Gumuz(5), Harari(2). The difference of affected woredas from formers is due to cleaned data. The Index case was from Harana Buluk, August 27, 2022 & this outbreak was confirmed (4 from 5 were culture positive) on Sep 9, 2022. **Kumer refuge camp** reported 453 cases with 8 deaths and 279 cases from different IDP.
  - **The outbreak is controlled in 120 woredas** in Oromia (56), Amhara(9), Somali (6), Ser(21), Cer(14), Sidama(8), Dire Dawa(3), BG(3) and Harari(1)(See the map), but they are at high risk due to being adjacent.

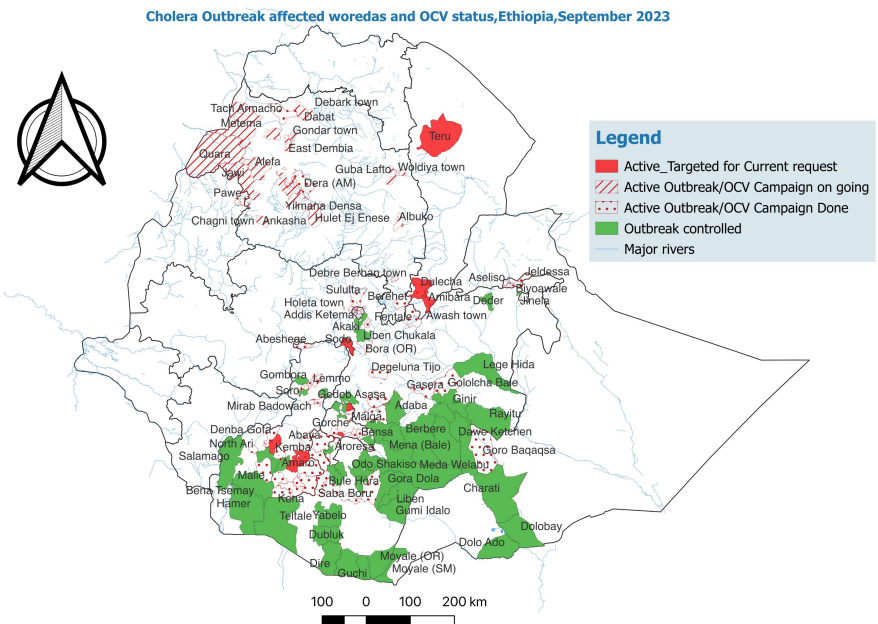
## Cholera Epidemiology since January 1/2023

Region	Affected Zone(#)	Affected woreda/#	Active Woreda(#)	Controlled Woreda(#)	Total active Kebele(#)	Case (#)	Death (#)	CFR (%)
Oromia	16	93	37	56	274	8612	99	1.15
Amhara	10	30	21	9	5	3736	64	1.71
SER	10	35	14	21	118	7294	73	1.00
CER	5	19	5	14	13	663	14	2.11
Afar	3	9	8	1	93	688	9	1.31
Somali	3	4	0	4		1382	17	1.23
B/Gumuz	1	5	2	3	6	156	9	5.77
Dire Dawa	1	13	10	3	0	374	3	0.80
Harari	1	2	1	1	5	17		
Sidama	1	23	15	8	111	1275	12	0.94
Total	51	233	113	120	625	24197	300	1.24

- Totally 192 CTCs have been established in regions having active outbreaks.

## Highlight

- OCV campaign started in 9 woredas, Amhara at September 16, 2023 and it is in good performance. Campaign launching was held at Sep 16 at Bahir Dar city and Bahir Dar Zuriya woreda. **1,810,792 (92.1%)** targeted pop were vaccinated in Day 1-7 campaign from 8 woredas. Among these vaccinated, **8,098** in Kumer refuge camp.
- **In four round of ICG support (6,145,278)**, 6,090,156 targeted population were vaccinated in **54** woredas of Somali, SNNP, Sidama, Oromia and **Amhara (ongoing)**
- Cholera unit PHEOC identified gaps on cholera outbreak preparedness in national PHEOC collaborative supportive supervision, May 23-24, 2023 with IM presence, Tigray.
- Third round cross-border/IGAD coordination meeting was conducted
- **Current water supply coverage of cholera outbreak affected woredas in affected regions is low.** Cumulative 124 water samples are tested by EPHI/UNICEF. Six EMWAT kits were installed on prioritized cholera affected woredas (WaSH cluster). **Cholera outbreak affected woredas, zones, and regions are under strong follow up with strong active case searching, collaboration, distributing daily cholera SITREPs.**





# Bacterial Disease Surveillance and Response Weekly SITREP, Ethiopia

Cumulative cholera case (#)  
since August 27, 2022

25,044

Cumulative cholera case (#)  
since January 1, 2023

24,197

Cumulative severe dehydration  
patients (#), Since Jan 2023

12,911

Cumulative cholera patient  
died (#), Since Aug 27, 2022

327

Cumulative cholera  
CFR (%), Since Aug  
27, 2022

1.31

Cholera cases (#) of  
week 39 (2023)

185

Total cholera affected  
woredas/#

233

Cholera epidemic (#)  
active woredas

113

Cumulative cholera (#) in  
cholera epidemic active  
woredas

10899

Cumulative cholera patient  
died (#) in woredas with  
ongoing outbreak

146

AR/100,000 in active  
woredas  
98.9

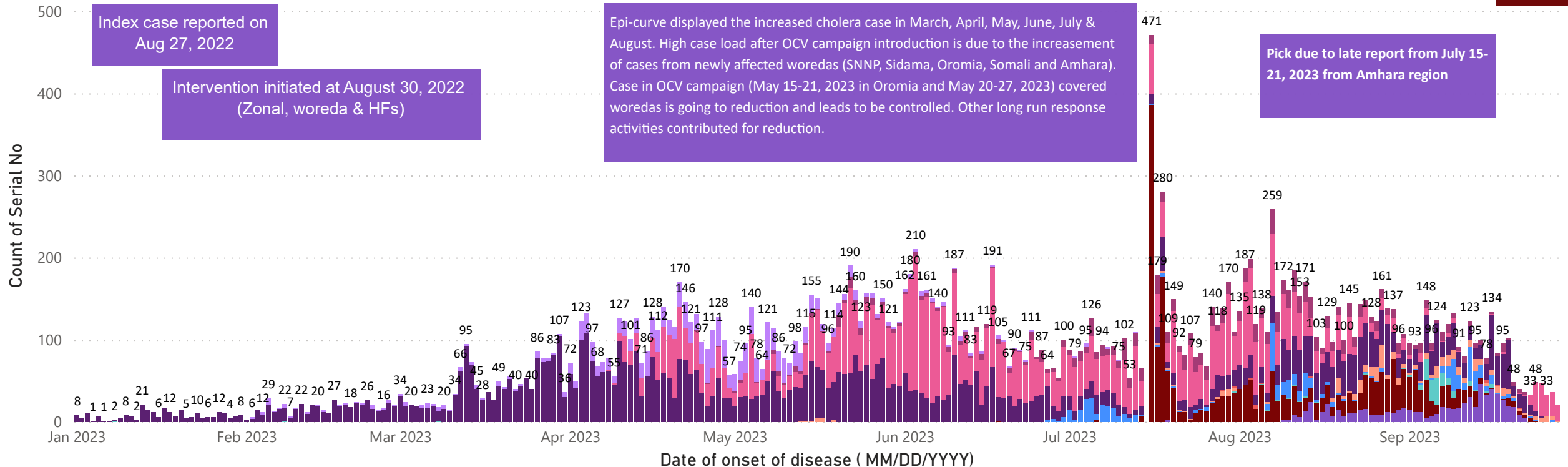
CFR (%) in cholera  
active woredas

1.34

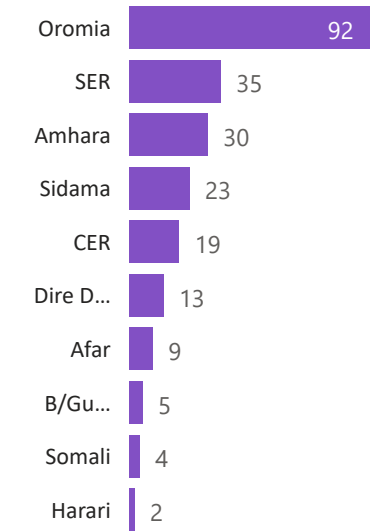
Epi-curve of cholera outbreak, Ethiopia, since January 1, 2023

Region ● Afar ● Amhara ● B/Gumuz ● CER ● Dire Dawa ● Harari ● Oromia ● SER ● Sidama ● Somali

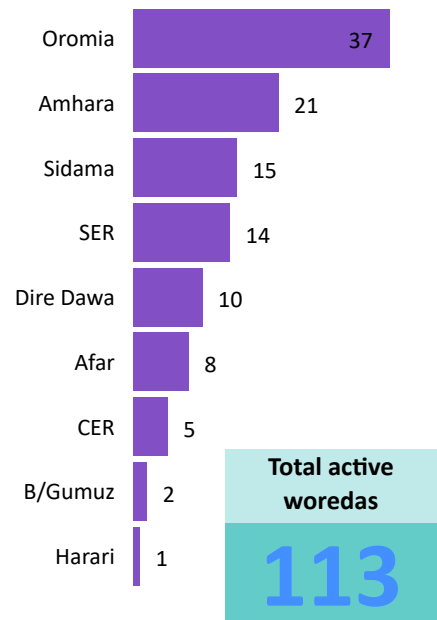
n=  
24197



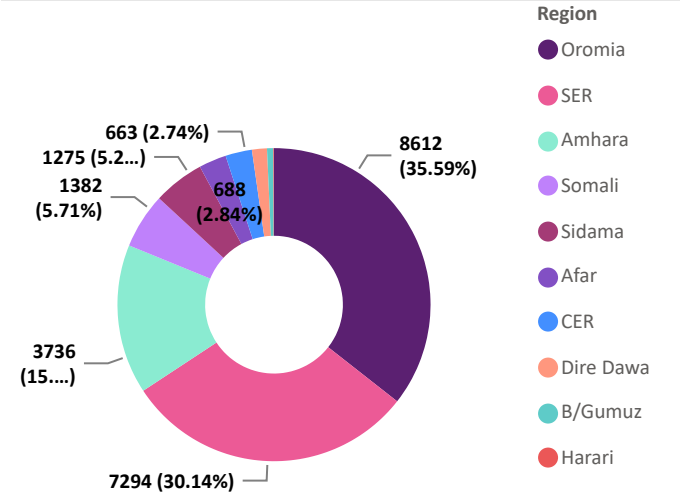
So far cholera affected  
woredas since January 1/2023



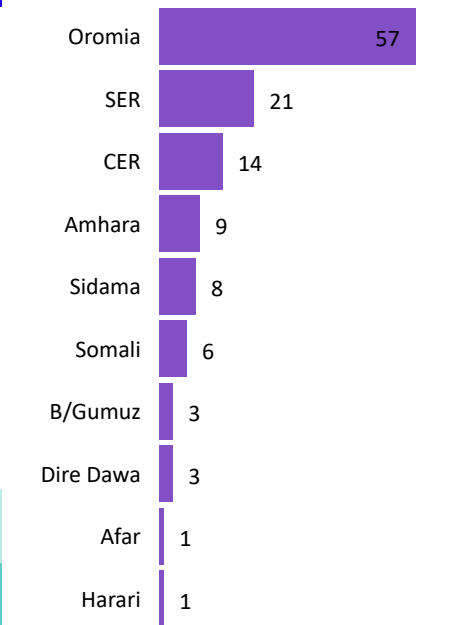
Woredas in ongoing cholera,  
Ethiopia



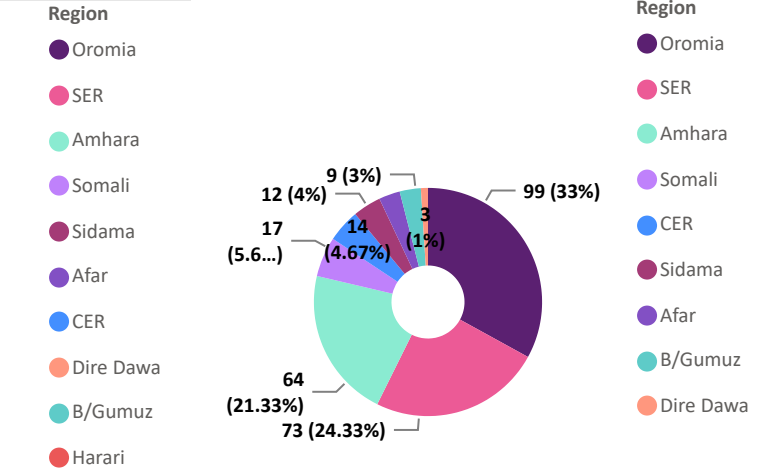
Cholera case by region, since January 1/2023



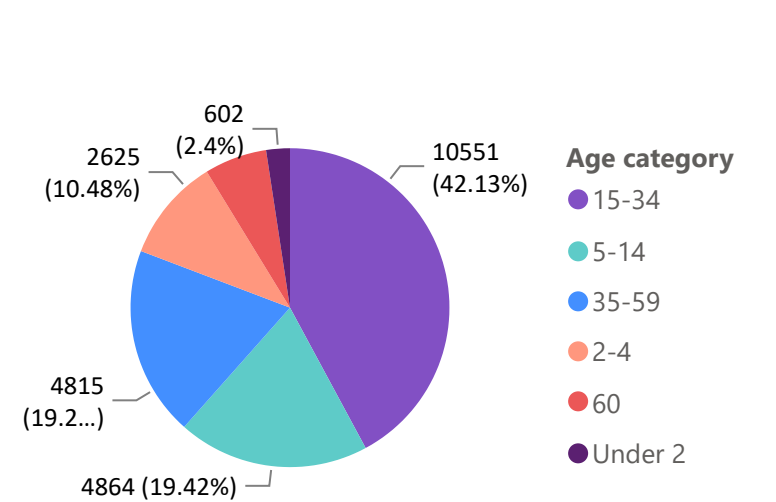
Controlled woredas, Ethiopia



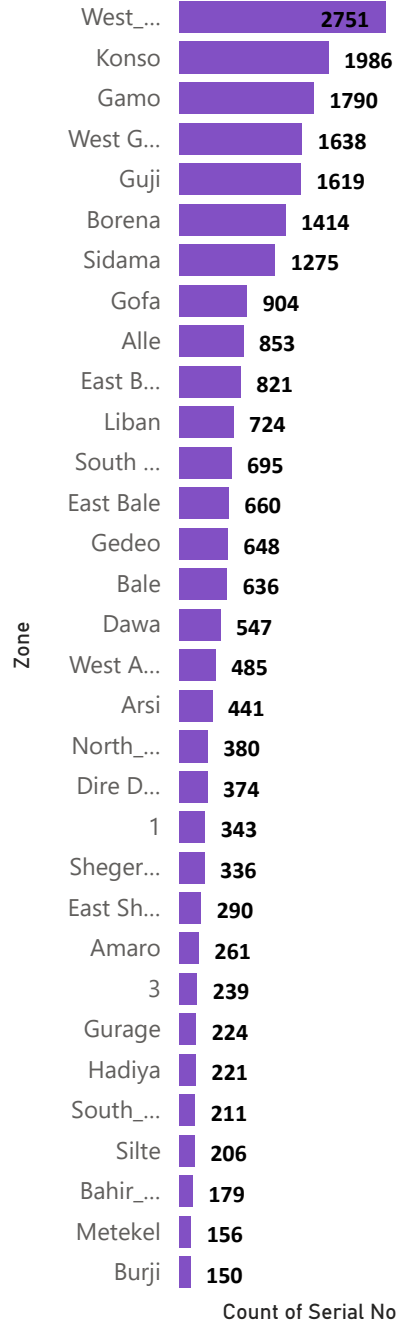
Death due to cholera by region, January 1/2023



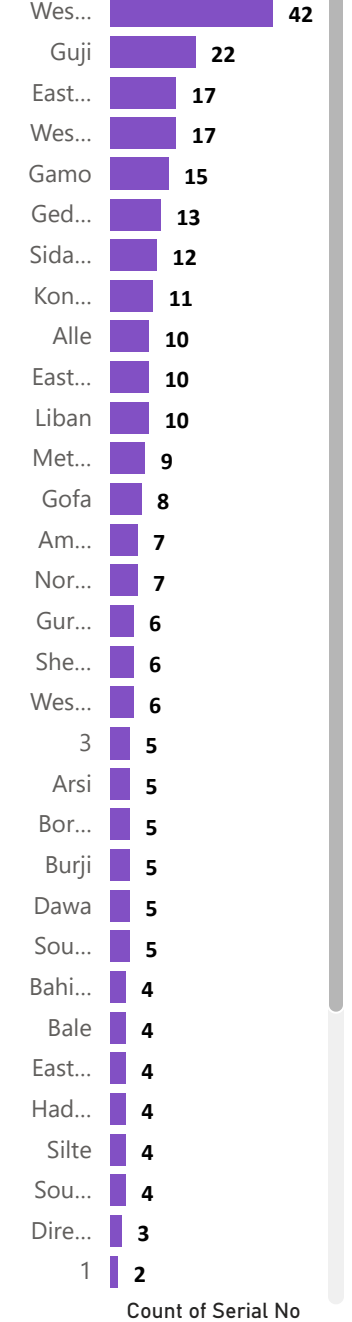
Cholera case by age category, Ethiopia



Cholera case by zone, since January 1/2023

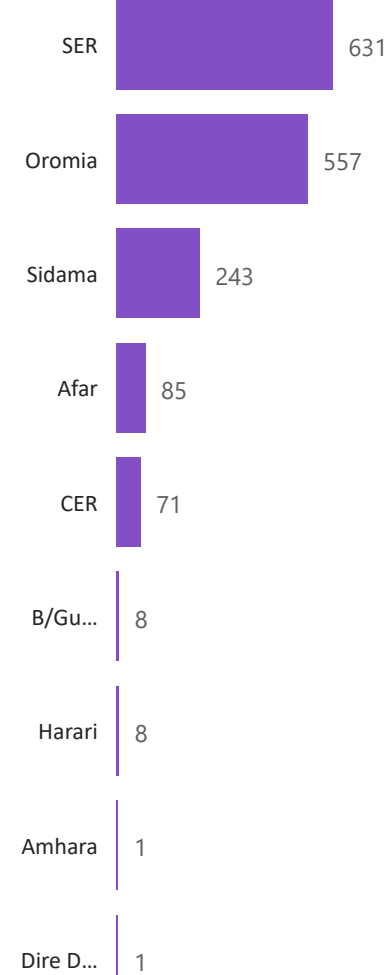


Death due cholera by zone, January 1/2023

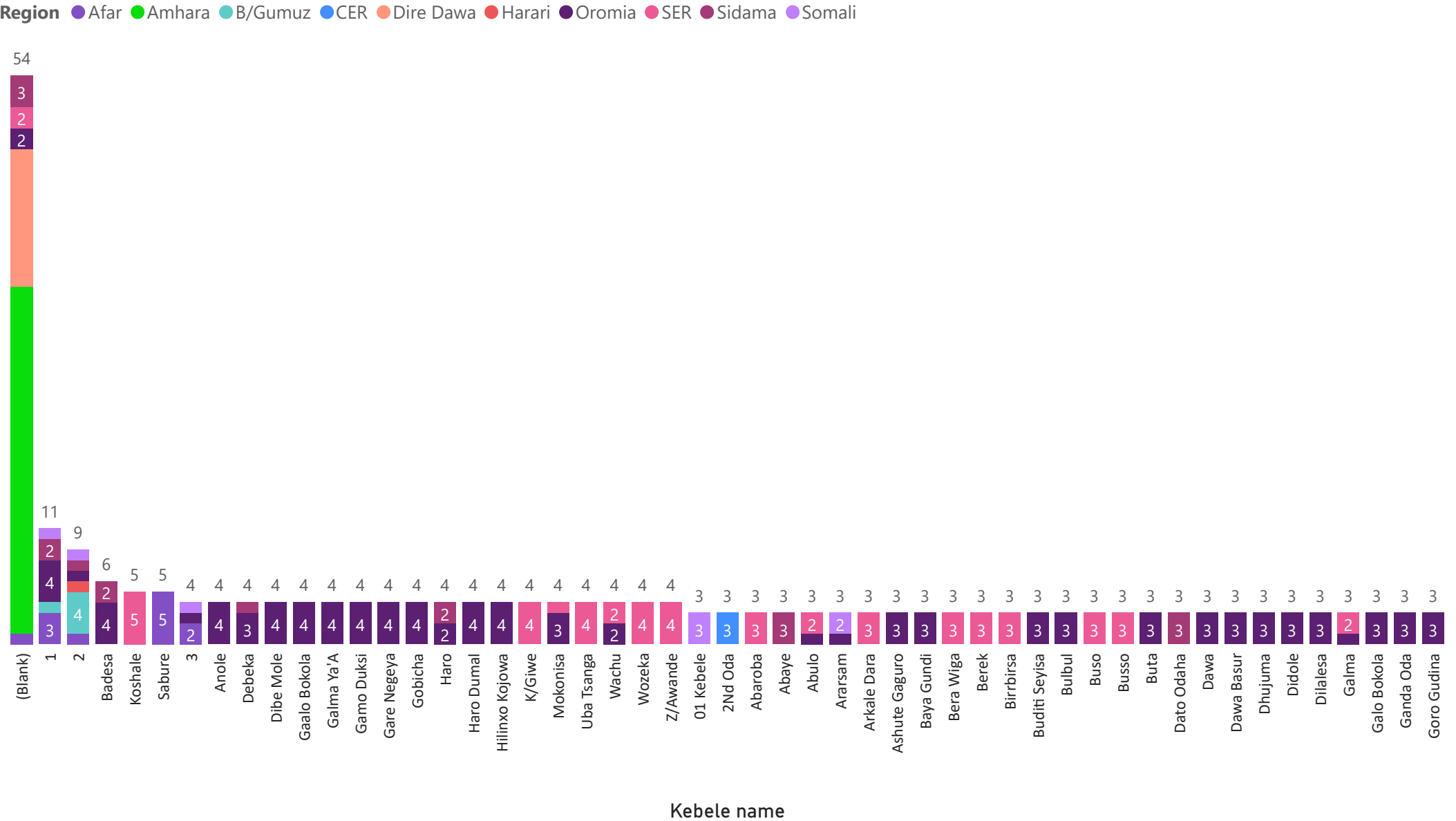


Number of cholera affected kebele & cases (#)

Number of Kebele in active outbreak since January 2023, Ethio...



Number of Kebele in active outbreak since January 2023, Ethiopia





## Bacterial Disease Surveillance and Response Weekly SITREP, Ethiopia

Region	Zone	Woreda	Case	Death	Zero day report	Woreda status
Oromia	Arsi	Bokoji Town	3		35	Active
Oromia	Arsi	Digalu Tijo	27	1	13	Active
Oromia	Arsi	Honkolo Wabe	14		37	Active
Oromia	Arsi	Lemu Bilbilo	155		11	Active
Oromia	Arsi	Munesa	33	2	8	Active
Oromia	Arsi	Robe	64	2	13	Active
Oromia	Arsi	Seru	137		15	Active
Oromia	Arsi	Shirka	6		37	Active
Oromia	Bale	Gasera	166		20	Active
Oromia	Bishoftu Town	Bishoftu Town	11	1	27	Active
Oromia	East Bale	Gololcha	173	2	11	Active
Oromia	East Shewa	Bora	13		42	Active
Oromia	East Shewa	Boset	15		25	Active
Oromia	East Shewa	Fentale	67		26	Active
Oromia	East Shewa	Lume	4		39	Active
Oromia	East Shewa	Metahara Town	3		36	Active
Oromia	West Arsi	Gedeb Hasasa	140	3	27	Active
Oromia	West Arsi	Heban Arsi	13		17	Active
Oromia	West Arsi	Kofale	11		25	Active
Oromia	West Arsi	Siraro	14	2	15	Active
Oromia	West Arsi	Wondo	11		36	Active
Oromia	West Guji	Abaya	29		36	Active
Oromia	West Guji	Gelana	425	6	14	Active

Region	Zone	Woreda	Case	Death	Zero day report	Woreda status
Oromia	Sheger City	Burayu Sub City	85	1	30	Active
Oromia	Sheger City	Furi Sub City	11		22	Active
Oromia	Sheger City	Gefersa Guje Subcity	15		34	Active
Oromia	Sheger City	Koye Fache Sub City	87		15	Active
Oromia	Sheger City	Laga Tafo Laga Dadi Sub City	43		19	Active
Oromia	Sheger City	Sululta Sub City	82	5	36	Active
Sidama	Sidama	Aleta Chuko Town	9		13	Active
Sidama	Sidama	Aleta Chuko Woreda	23		13	Active
Sidama	Sidama	Bensa	22	1	12	Active
Sidama	Sidama	Bona	77	1	11	Active
Sidama	Sidama	Dara	289	2	9	Active
Sidama	Sidama	Gorche	8	1	34	Active
Sidama	Sidama	Hawassa Town	176		39	Active
Sidama	Sidama	Hawassa Zuria	39	1	21	Active
Sidama	Sidama	Hawell Tulla	77		12	Active
Sidama	Sidama	Hulla	15		42	Active
Sidama	Sidama	Leku	1		17	Active
Sidama	Sidama	Malga	122	1	29	Active
Sidama	Sidama	Teticha	1		18	Active
Sidama	Sidama	Wondogenet	63	1	32	Active
Sidama	Sidama	Wondogenet Town	156	2	11	Active

**Note:** Dark red = woredas reporting/7 days, light red = woredas reporting/8-21 days & green = reporting zero for more than 21 days



## Bacterial Disease Surveillance and Response Weekly SITREP, Ethiopia

Region	Zone	Woreda	Case	Death	Zero day report	Woreda status
Afar	1	Dubti City	212	1	11	Active
Afar	1	Dubti Woreda	24		13	Active
Afar	1	Semera-Logiya	107	1	11	Active
Afar	3	Amibara	41		22	Active
Afar	3	Awash Fentale	162	3	11	Active
Afar	3	Dulecha	13	1	42	Active
Afar	3	Hanruka	21		30	Active
Afar	4	Teru	106	2	15	Active
Amhara	Bahir_Dar_City	Bahir Dar Town	179	4	9	Active
Amhara	Central Gondar	West Belesa	31	2	28	Active
Amhara	Central_Gondar	Chilga 1	10		41	Active
Amhara	Central_Gondar	East Dembia	10		36	Active
Dire Dawa	Dire Dawa	Addis Ketema	11		25	Active
Dire Dawa	Dire Dawa	Asaliso Cluster	2		14	Active
Dire Dawa	Dire Dawa	Biyo Awale	17		6	Active
Dire Dawa	Dire Dawa	Gende Kore	3	1	30	Active
Dire Dawa	Dire Dawa	Goro	7		27	Active
Dire Dawa	Dire Dawa	Kalicha	1		25	Active
Dire Dawa	Dire Dawa	Legahare	286	2	5	Active
Dire Dawa	Dire Dawa	Meta	2		41	Active
Dire Dawa	Dire Dawa	Somali	1		7	Active
Dire Dawa	Dire Dawa	Wahil	3		10	Active
Amhara	East_Gojjam	Hulet Eju Enese	5	1	37	Active
Harari	Harari	Hakim	7		12	Active
B/Gumuz	Metekel	Dangur	140	7	17	Active
B/Gumuz	Metekel	Pawi	13		33	Active
Amhara	North_Gojjam	Bahir Dar Zuria	364	2	14	Active
Amhara	North_Gojjam	Yilmana Densa	16		40	Active
Amhara	North_Gondar	Dabat	6		36	Active
Amhara	North_Gondar	Janamora	95	6	20	Active

Region	Zone	Woreda	Case	Death	Zero day report	Woreda status
CER	Halaba	Adilo	1		21	Active
CER	Kembata	Adilo Zuriya	1		37	Active
CER	Silte	Silti	206	4	6	Active
CER	Gurage	Sodo	72	2	28	Active
CER	Halaba	Werra	10		27	Active
SER	Gamo	Arbaminch Town	432	3	32	Active
SER	Gamo	Arbaminch Zuria	524	3	9	Active
SER	Gedeo	Chelelektu Ta	153		42	Active
SER	Gofa	Demba Gofa	350	4	40	Active
SER	Gedeo	Dilla Town	88		35	Active
SER	Gedeo	Dilla Zuria	169	6	7	Active
SER	Gamo	Kamba Town	45		29	Active
SER	Gamo	Kamba Zuria	155	1	5	Active
SER	Gedeo	Kochore	7		10	Active
SER	Gofa	Sawla	293	2	29	Active
SER	Ari	South Ari	1		17	Active
SER	Gedeo	Wonago	106	3	6	Active
SER	Gedeo	Yrigacheffe Ta	1		8	Active
SER	Gofa	Zalla	216	2	37	Active





## Bacterial Disease Surveillance and Response Weekly SITREP, Ethiopia

Region	Zone	Woreda	Case	Zero day report	Woreda status
▼					
Somali	Afder	Charati	49	82	Controlled
Somali	Afder	Dolobay	62	117	Controlled
Somali	Dawa	Moyale/Sml	547	110	Controlled
Sidama	Sidama	Aleta Wondo	80	50	Controlled
Sidama	Sidama	Aroresa	3	101	Controlled
Sidama	Sidama	Bursa	1	61	Controlled
Sidama	Sidama	Chabe Gambeltu	17	78	Controlled
Sidama	Sidama	Dara Otilcho	87	68	Controlled
Sidama	Sidama	Hoko	2	80	Controlled
Sidama	Sidama	Shafamo	6	47	Controlled
Sidama	Sidama	Shebedino	1	130	Controlled
SER	Alle	Alle Special	853	84	Controlled
SER	Amaro	Amaro	261	56	Controlled
SER	Basketo	Basketo	6	49	Controlled
SER	South Omo	Bena Tsemay	193	93	Controlled
SER	Gofa	Beto Town	3	142	Controlled
SER	Burji	Burji Special	150	57	Controlled
SER	Gamo	Garda Marta	436	125	Controlled
SER	Gamo	Gerese Town	8	94	Controlled
SER	Gamo	Gerese Zuriya	190	116	Controlled
SER	South Omo	Hamer	15	95	Controlled
SER	Konso	Karat Town	55	68	Controlled
SER	Konso	Karat Zuria	428	51	Controlled
SER	Konso	Kena	510	49	Controlled
SER	Gedeo	Kochere	113	45	Controlled
SER	Konso	Kolme	12	59	Controlled
SER	South Omo	Malle	258	59	Controlled
SER	South Omo	North Ari	225	54	Controlled
SER	South Omo	Salamgo			
SER	Konso	Seegen Z...			

Number of controlled woredas

120

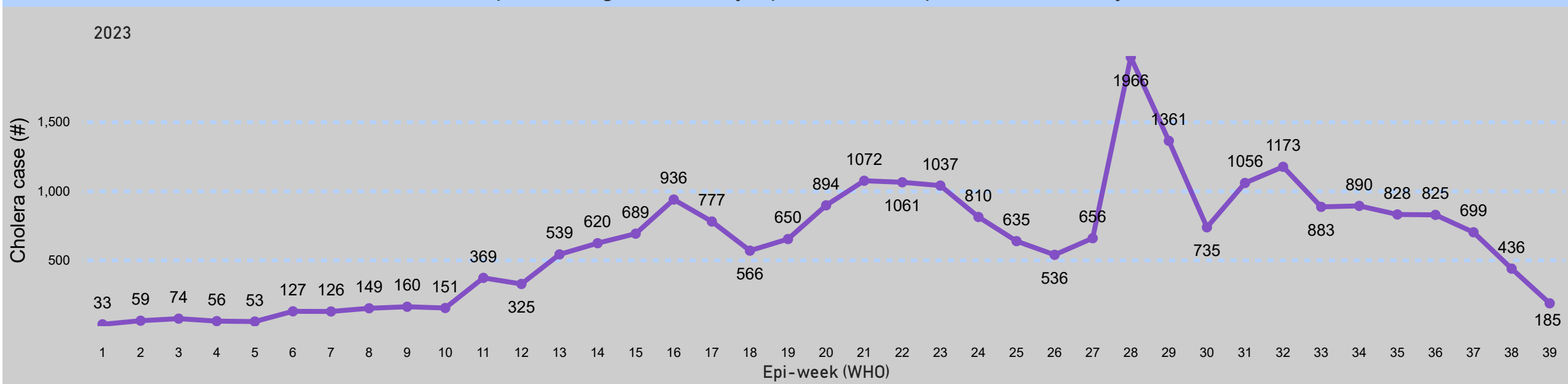
Region	Zone	Woreda	Case	Zero day report	Woreda status
▲					
Oromia	Arsi	Bokoji	2	105	Cont
Oromia	Bale	Berbere	246	512	Cont
Oromia	Bale	Delo Mena	22	355	Cont
Oromia	Bale	Goro	537	403	Cont
Oromia	Bale	Gura Damole	23	539	Cont
Oromia	Bale	Harena Buluk	71	362	Cont
Oromia	Borena	Dire	35	121	Cont
Oromia	Borena	Dubuluk	73	97	Cont
Oromia	Borena	Elweye	3	128	Cont
Oromia	Borena	Guchi	32	128	Cont
Oromia	Borena	Miyo	61	95	Cont
Oromia	Borena	Moyale	92	124	Cont
Oromia	Borena	Moyale Town	753	120	Cont
Oromia	Borena	Teltele	339	100	Cont
Oromia	Borena	Yabelo	10	127	Cont
Oromia	Borena	Yabelo Town	16	128	Cont
Oromia	East Bale	Dawe Kachen	145	595	Cont
Oromia	East Bale	Ginir	262	131	Cont
Oromia	East Bale	Ginir Town	46	124	Cont
Oromia	East Bale	Lege Hida	1	205	Cont
Oromia	East Bale	Raitu	37	190	Cont
Oromia	East Borena	Arero	3	115	Cont
Oromia	East Borena	Goro Dola	371	150	Cont
Oromia	East Borena	Gumi Eldallo	85	151	Cont
Oromia	East Borena	Liben	159	147	Cont
Oromia	East Borena	Mada Walabu	27	525	Cont
Oromia	East Borena	Negele Town	202	148	Cont
Oromia	East Shewa	Akaki	2	110	Cont
Oromia	East Shewa	Liben Chukala	183	43	Cont
Oromia	East Shewa	Metahara	3	44	Cont

Region	Zone	Woreda	Case	Zero day report	Woreda status
▼					
Somali	Liban	Dollo Ado	724	102	Controlled
Somali	Liban	Guradamole /Sml	155	301	Controlled
Somali	Liban	Kersadula	44	301	Controlled
Oromia	West Arsi	Adaba	1	88	Controlled
Oromia	Guji	Adola Rede	7	164	Controlled
Oromia	Guji	Adola Woyu	10	147	Controlled
Oromia	Guji	Aga Wayu	221	86	Controlled
Oromia	West Guji	Birbirsa Kojowa	44	64	Controlled
Oromia	Guji	Bore	2	54	Controlled
Oromia	West Guji	Bule Hora	134	86	Controlled
Oromia	West Arsi	Dodola	15	63	Controlled
Oromia	West Arsi	Dodola Town	33	58	Controlled
Oromia	West Guji	Dugda Dawa	110	84	Controlled
Oromia	Sheger City	Gelan Guda Sub City	2	61	Controlled
Oromia	Guji	Girja	509	374	Controlled
Oromia	West Arsi	Girja	5	84	Controlled
Oromia	Guji	Hoborso	1	161	Controlled
Oromia	Holeta Town	Holeta Town	3	63	Controlled
Oromia	West Shewa	Jeldu	1	46	Controlled
Oromia	West Guji	Kercha	76	105	Controlled
Oromia	West Arsi	Kore	2	73	Controlled
Oromia	Sheger City	Melka Nono Sub City	11	53	Controlled
Oromia	West Guji	Melka Soda	601	74	Controlled
Oromia	West Arsi	Nensebo	261	366	Controlled
Oromia	Guji	Oda Shaliga	11	87	Controlled

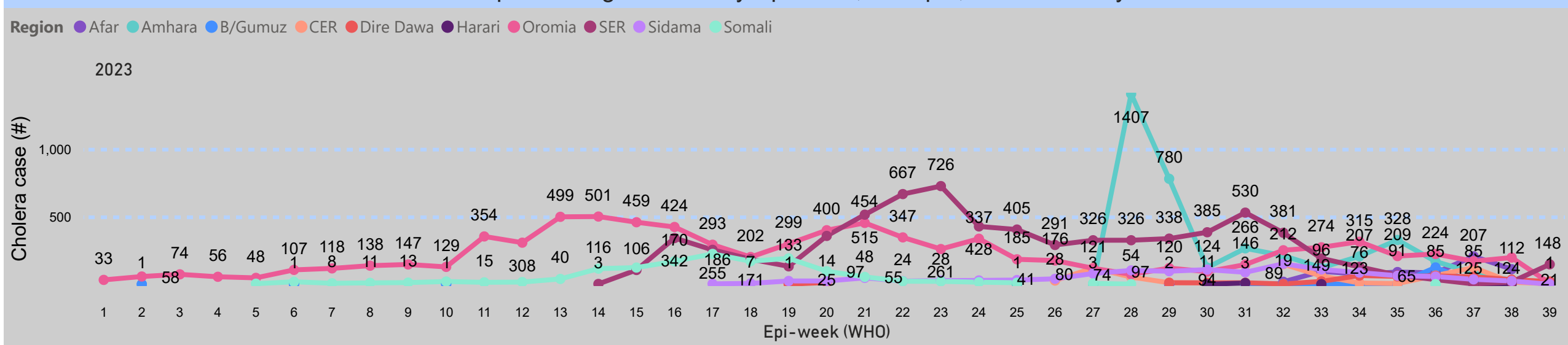


# Bacterial Disease Surveillance and Response Weekly SITREP, Ethiopia

## Cholera epidemiological trend by Epi-week, Ethiopia, Since January 2023




## Cholera epidemiological trend by Epi-week, Ethiopia, Since January 2023



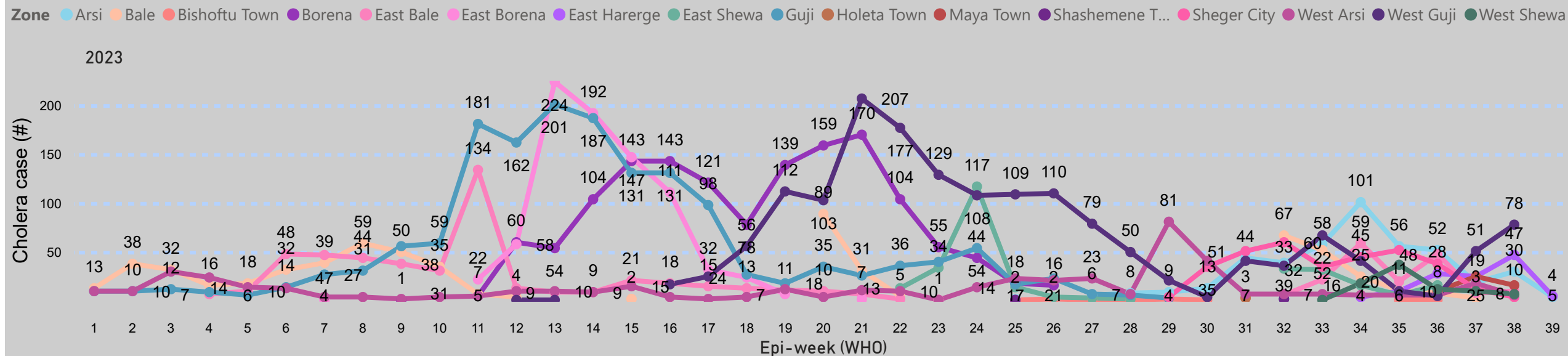




## Cholera trend by Epi-week, Zone/Amhara



## Cholera epidemiological trend by Epi-week, Zone/Oromia, Since January 2023

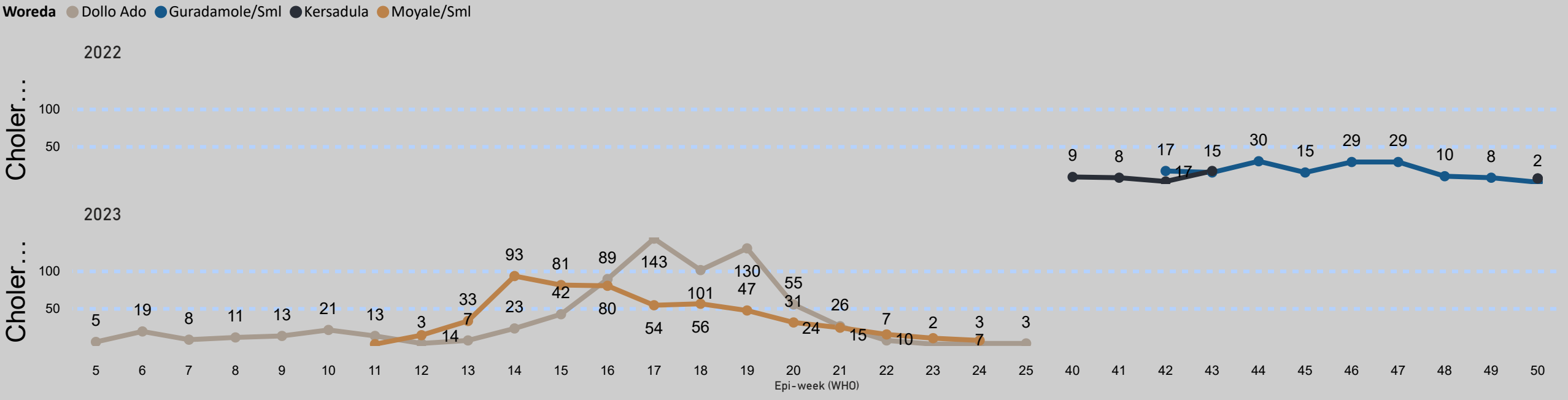






# Bacterial Disease Surveillance and Response Weekly SITREP, Ethiopia

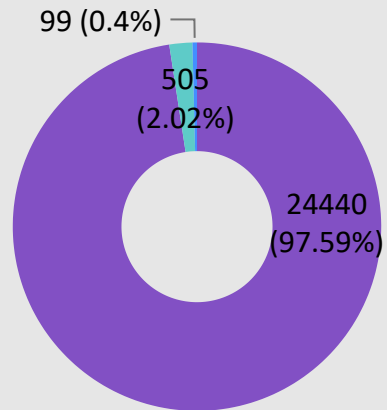
Cholera trend by Epi-week, zones/Somali





# Bacterial Disease Surveillance and Response Weekly SITREP, Ethiopia

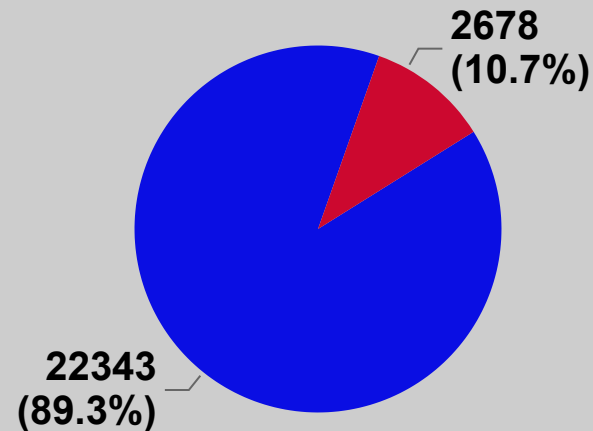
OCV vaccination status (0, 1 & 2) of cholera patients, Ethiopia, Since January 2023



Vaccination stat... 0 1 2

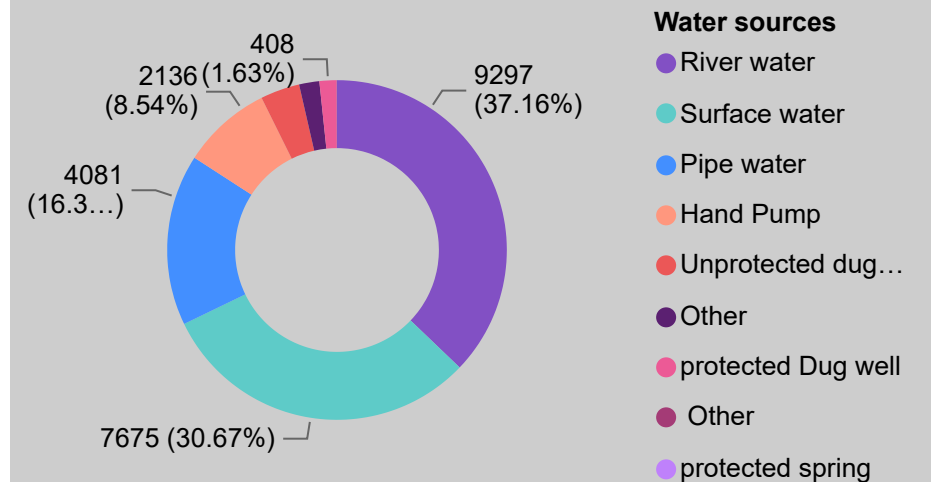
n= 25044

Travel history of cholera patients by woreda, Ethiopia



Travel history for a... No Yes

Water source for cholera patients, Ethiopia (Source: cholera line list)



Water sources

River water

Surface water

Pipe water

Hand Pump

Unprotected dug well

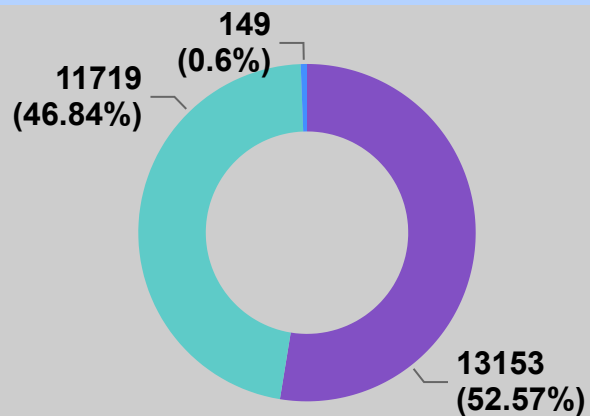
Other

protected Dug well

Other

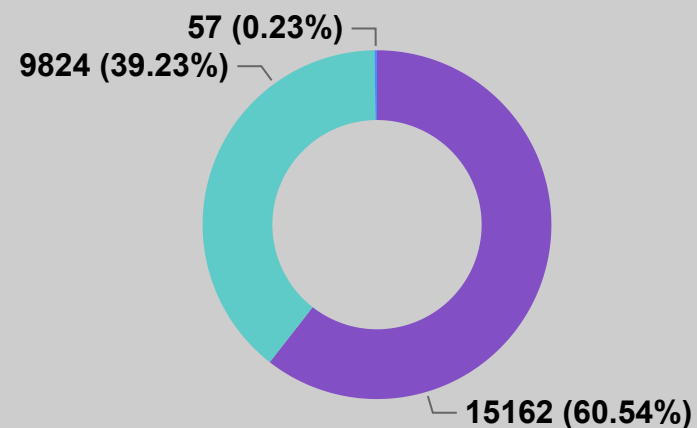
protected spring

Cholera patients having toilet (Data source is line list)



latrine (... NO Yes (Blank)

Contact history of cholera patients by woreda, Ethiopia



Contact wit... No Yes Unknown



# Bacterial Disease Surveillance and Response Weekly SITREP, Ethiopia

## Coordination for cholera outbreak intervention activities

- Joint mission (EPHI, WHO and UNICEF) to identify gaps on major public health emergencies (Cholera, Malaria, IDP, emergency nutrition, coordination, and joint action point)
- **Eight National Joint RRT (EPHI and AVOHC from WHO & ACDC) is deployed in 6 affected regions. For other regions, deployment is under facilitation.**
- **Operational cost and supply support concept note was submitted for CDC USA and USAID**
- Coordination meeting (national TWG/week (51 times), regional TWG/week & Woreda TF/day)
- Third round cross-border/IGAD coordination meeting was conducted on synchronized OCV on Mandera triangle (Ethiopia, Kenya and Somalia)
- Daily coordination meeting is ongoing (as report of woredas)
- Daily line list reporting from Epi-centers
- Alert letter is sent to neighboring regions
- Training is provided to **3485** HCWs in affected regions
- Daily TF meeting with daily sharing of minutes (Kersadula)
- Cholera preparedness assessment was done in Tigray region
- Joint (EPHI & WHO) assessment was done and action points were forwarded to B. Gumuz and Oromia

### PARTNERS SUPPORTING CHOLERA RESPONSE

- Oromia Region: WHO, UNICEF, GOAI Ethiopia, IOM, FIDO, Red cross (IFRC & ERRCS) & Government
- Somali region: WHO, MSF-Holland, UNICEF, IOM, Save the children, CARE, Pastoralist concern, Islamic relief agency
- SNNP and Sidama: WHO, UNICEF, CUAM, Goal, MSF, IRC, WVI, SWAN, IOM, SCI, Plan international

## WaSH Cholera outbreak intervention activities

- 885 latrines were built and utilization monitoring is done
- 35 water schemes maintenance
- 156 water schemes disinfection is done and ongoing
- 21 water points were established
- Six EMWAT kit is installed (5 in Oromia and 1 Somali)
- Water treatment chemicals were distributed
- Water trucking is done, and it is ongoing
- 63 water tanks were distributed
- 55,556 Jericans were supported

## Surveillance for cholera outbreak intervention activities

- A RRTs are redeployed (EPHI, RHB, WHO, UNICEF, MSF-H, GOAL, IRC, SCI, Care, Islamic relief and Pastoralist concern)
- Case definitions are printed and distributed for HFs
- Ongoing active searching, contact tracing and disinfection & sensitization
- RRT verified and investigated all reported alert and rumor in Oromia, Somali, SNNP & Sidama
- A total 1176 stool samples were collected and tested (90.1% positive for RDT and/ Culture). From 848 RDT tested, 772(91%) were RDT positive while among 328 culture tested, 288 (69.5%) were positive in all affected districts.

## Case management for cholera outbreak intervention activities

- Totally **192 CTCs (will be updated to consider newly affected woredas)** have been established in Oromia (73) & Somali (2), SNNP (75), Sidama/Hawassa (22) & Amhara (16), DD(2), Harari(1), B.Gumiz(1). ORPs at HFs are functional at all affected woredas. Among these CTCs, 10 CTCs are standard.
- All HPs and HFs of affected woredas established ORP
- Household disinfection being done in integration with contact tracing team
- Onsite capacity building being given by the deployed RRT
- Case management officers have been oriented on job by the deployed RRT
- Line list included nutritional variables
- MSF-H is supporting case management, standardizing CTC and train HCWs of case management

## RCCE for cholera outbreak intervention activities

- Key messages of Cholera prevention disseminated in all districts affected by cholera through volunteers and health workers using megaphones reaching 41,800 people
- Islamic Affairs Supreme Council (IASC) are undertaking promotion
- Oromia region, Panel discussion was conducted by the regional health and water bureaus
- School based sensitization is going
- Health education is providing at religious, community and HFs
- Guideline, posters, job aids are delivered to HFs
- Social mobilization by Megaphones



# Bacterial Disease Surveillance and Response Weekly SITREP, Ethiopia

## Amhara

Targeted Region for recent OCV

8

Targeted Zones for recent OCV

9

Targeted Weredas/recent OCV

### Highlight on OCV campaign 2022 and 2023 for current cholera epidemics (Started in August 27/2022), Ethiopia

- **4th round of ICG support: 1,917,913** OCV doses were supported from ICG for Amhara region outbreak response and pre-campaign is was performed in effective ways for Sep 16-23, 2023 scheduled campaign. **1,810,792** (96.94%) targeted population were vaccinated for last **8** campaign days
- **3rd round of ICG support: 2,230,038** OCV dose campaign has cascaded in SNNP, Sidama, Oromia in August 10-17, 2023 with 99.4% coverage.
- **2nd round of ICG support: 1,910,416** were approved on March 30, 2023 and imported on April 11, 2023. Campaign started in targeted woredas on May 15, 2023 and vaccinated 1,909,407 (99%)
- **1st round of ICG support:** ICG approved **86,910** among 2,000,466 requested dozes and imported on December 20, 2022. OCV campaign conducted to January 13-19, 2023 in Oromia while Somali (Dolo Ado & Bokollmayo woredas) was on Feb 22, 2023

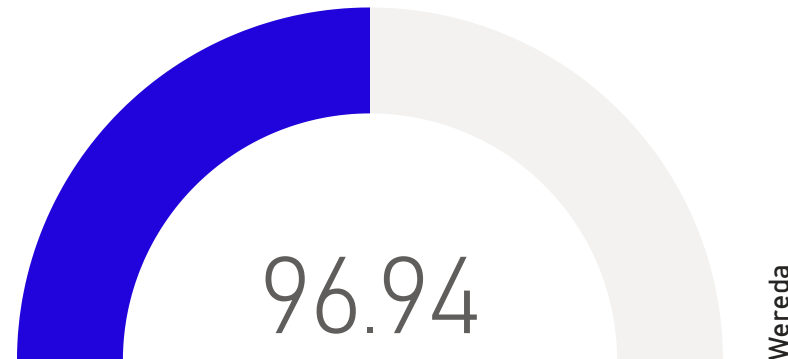
#### Major activities done during campaign:

- OCV campaign daily performance evaluation zoom meeting (National)
- Daily OCV campaign performance reporting
- Zonal & woreda leadership engagement
- Integration of other outbreak responses (active case searching, contact tracing, WaSH, RCCE, on job orientation)
- Daily updating and feedback
- Launching OCV campaign with MoH state minster, EPHI DG, regional health bureau, regional PHI DG

#### Identified gaps during OCV campaign:

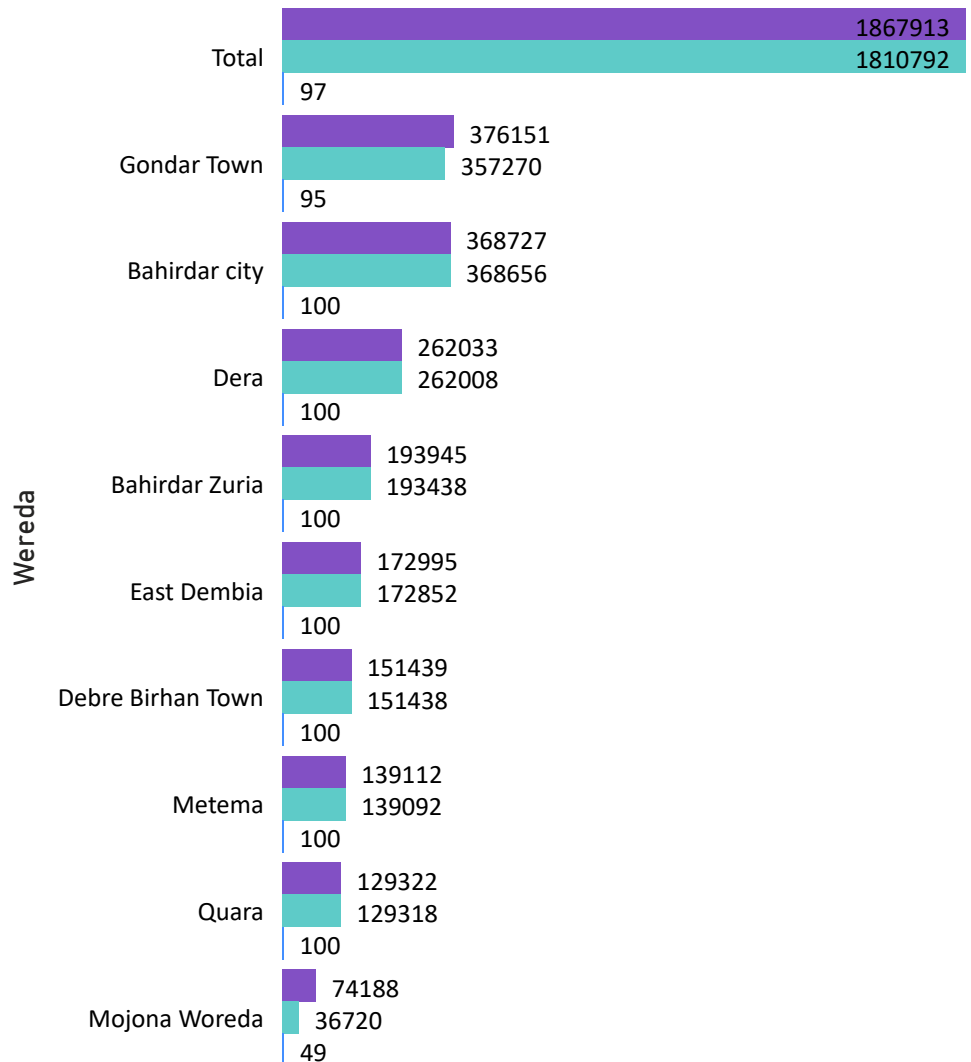
- Geography & seasonal rainfall
- RL & ORS shortage in Ginir/Oromia and Moyale/Somali

### Amhara OCV campaign coverage for current cholera epidemics, Ethiopia, 2023



### Amhara OCV campaign by woreda (Sep 16-23, 2023), Ethiopia, 2023

Total Target population Vaccinated(#) Coverage(%)







# Bacterial Disease Surveillance and Response Weekly SITREP, Ethiopia

## Logistics for cholera outbreak intervention activities

EPHI in collaboration to partners & sub-national gov is responding for cholera outbreak.

EPHI (EPSS)'s new support

- Case management logistics for all affected regions based on caseload
- **14 cars are facilitated to support outbreak response in affected regions**
- **25 vehicles are in the demand and requested to WHO.**

UNICEF's new support:

- Among 337 required CTCs, a total of 188 were dispatched

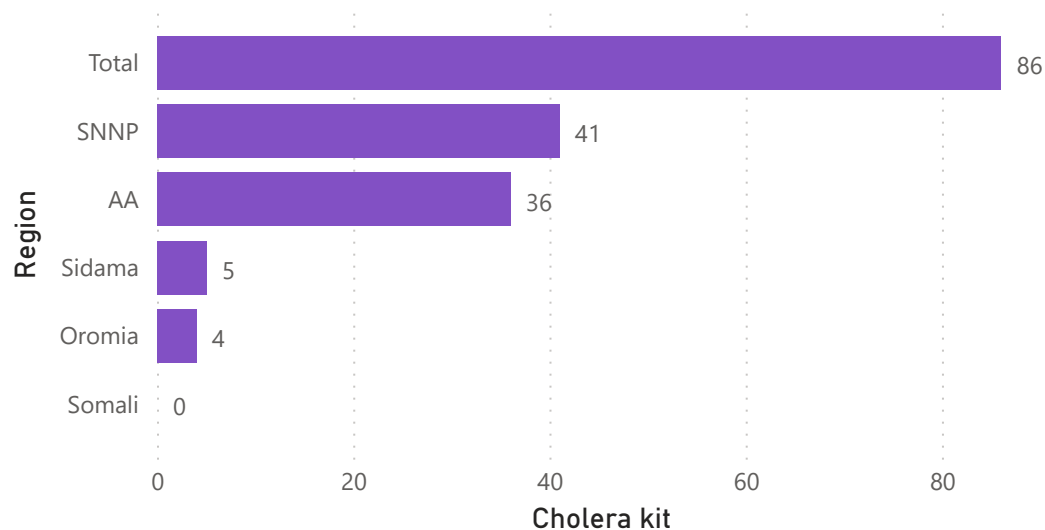
WHO's new support:

- Different cholera kits have supported for Amhara, DD, Harar, Afar, Oromia, Sidama, SER, CER, B. Gumuz, and other non affected regions

**CDC USA's new support:**

- 20 RDT kits(10 pieces) donated from Atlanta

## Cholera kit support from WHO & UNICEF by Region, June 25-July 7/2023



### Cholera supplies were distributed to the regions from July 20- August 15, 2023

Regions	Zones/Subcity	Woredas	Items	Qty	Cost in \$	# of Cases to be treated by kits
Addis Ababa	Nifas Silk Lafto Subcity	Woreda 10	Cholera treatment Kits	9	41096	900
Addis Ababa	Addis Ketema Sub city	Woreda 10	Cholera treatment Kits	10	50446	1000
Total				19	91542	1900
Amhara	Bahirdar	Bahirdar	Cholera treatment Kits	84	74375	8400
Amhara	West Gondar	Metema	Cholera treatment Kits	4	2328	400
Amhara	West Gondar	Quara	Cholera treatment Kits	23	6891	2300
Total				111	83594	11100
Diredawa	Dire dawa	Dire Dawa	Cholera treatment Kits	12	2964	1200
Oromia	West Guji Zone	Bule hora	Cholera treatment Kits	4	6106	400
Oromia	West Arsi Zone	Shashemene	Cholera treatment Kits	3	1305	300
Oromia	Sheger City	Sheger City	Cholera treatment Kits	11	4387	1100
Total				30	14763	3000
Tigray	Shire	Shire	Cholera treatment Kits	43	84590	4300
Grand total				203	274489	20,300.00

### Cholera RDT mobilized from partners from August 15-22,2023

Items	QTY	Cost in \$	Mobilized from
Cholera RDT	200	380	CDC
Cholera RDT	370	703	WHO
Total	570	1083	

S.N	Row Labels	Unit	Quantity
1	Aluminium sulphate	bag of 50kg	272
2	Calcium Hypochlorite (HTH)/chlorine	drum 45kg **	306
3	Water flocculant & disinfectant/chemical	pdr/BOX-240	27485
4	Water purif. (NaDCC)/Aqua tab	167mg tabs/BOX-14000	2042
5	Body soap, bar	Each	735233
6	Soap, laundry	250g	665483
7	Water pr.unit,skid/water plant	5cbm/hr@20mTMH.DIESEL	3
9	Water purification machine/Rift valley	cap 12000L/h	3
10	Water Quality Test Kit	Kit	4136

Note: Others cumulative partners' support summery is ongoing



# Bacterial Disease Surveillance and Response Weekly SITREP, Ethiopia

## Major gaps & challenges cholera outbreak control

- **Vehicle shortage affects response operation**
- WaSH logistics
- OCV shortage for newly affected districts in their respective regions
- High risk of spreading further in Refuge camp, IDPs, and due to marketing, insecurity,
- High CFR as compared to national standards (Accessibility of HFs, delay health care seeking of patient)
- Insecurity in Amhara, Oromia (Guji, West Guji, East Borena) and B. Gumuz regions affects field response operations of increase outbreak duration and further spreading
- Delay of information when emerging Epi-centers/Line list & alerts
- Shortage of operational fund

### National stock has

- No water treatment chemicals (Water guard, Bishangari, Aquatabs/chlorin tab)
- Hagiene and sanitation materials
- No RCCE printed materials
- No household spray chemicals
- Shortage of RL

## Prioritized next actions to control cholera outbreak

- Follow up implementation of quick action points (Joint of EPHI/PHEOC, APHI/PHEOC, WHO and UNICEF)
- Prepare high level cholera outbreak performance meeting (under the direction of higher officials)
- Following submitted requests for partners for their usual support
- Following deployed national joint RRT (EPHI, AVOHC, WHO, UNICEF) to control cholera outbreak in 28 days in all affected woredas and it is under facilitation.
- Strengthen WaSH-IPC activities (water quality monitoring, CTC standardization)
- Strengthen RCCE (Media spot, tele text for community)
- **Following OCV requested for newly affected woredas in their respective region (Afar, B. Gumuz, Amhara, DD, South Ethiopia region)**
- Conduct national review meeting on cholera outbreak response and control performance by inviting regional health bureau heads, water bureau heads, zonal health & water health department heads, regional/zonal/woreda PHEM coordinators in the presence EPHH DG and national relevant partners country directors
- Ensure participation of regional PHEM coordinators for national TWG meeting
- Strengthen active case searching and contact tracing of cholera cases
- Strengthen cross border collaboration with Kenya, Somalia, South Sudan and other
- Strengthen support for daily update from all health structures and provide evidence based feedback
- Strengthen national TWG meetings **once a week on Tuesday from 11:00 am to 12:00 noon with** sharing its minutes and cholera daily SITREP



## Bacterial Disease Surveillance and Response Weekly SITREP, Ethiopia

### Disclaimer

- This cholera daily SITREP is produced based on the line list/figures/task force minutes reported from the regional (Oromia, Somali, SNNP, Sidama and Amhara) Public Health Emergency Management.
- This daily base cholera outbreak SITREP is published by bacterial disease surveillance and response case team in Disease and health events surveillance and response directorate, Ethiopian public health Institute/EPHI, Public Health Emergency Management (PHEM). The aim of this SITREP is to inform decision makers in the institute/FMOH, UN agencies and others NGOs about outbreaks.

#### Chief Editor

Mr. Yeshambel Worku (BSc in PH, RH/MPH, F.Epi/MPH)

E-mail: [workuyeshambel19@gmail.com](mailto:workuyeshambel19@gmail.com)

+251966750922

Dr. Moti Edosa (MD, Field Epidemiologist)

E-mail: [motiedosa7@gmail.com](mailto:motiedosa7@gmail.com)

Mobile: +2519 13 35 48 01

#### Reviewers:

Mr. Mesfin Wossen (BSc in PH, MPH) DHESR Directorate Director

Bacterial Disease Surveillance and Response Case Team members

[For further information on cholera, call 8335](#)




<https://ephi.gov.et>



<https://twitter.com/EPHIethiopia>



<https://www.facebook.com/EPHIethiopia>



<http://info@ephi.gov.et>



8335